



**SUZUKI**  
**MARINE**

Parts Book

DF 90 (01)

DF 115 (01)

## PREFACE

When it becomes necessary to replace parts on SUZUKI OUTBOARD MOTORS, always use SUZUKI GENUINE PARTS which have passed a strict inspection which guarantees quality and performance.

This parts catalogue covers the list of all service parts for SUZUKI DF90/115 '01 MODEL.

### INSTRUCTIONS FOR QUOTING THE CATALOGUE

#### 1. DIMENSIONS

Dimensions of the parts in this catalogue are indicated in unit millimeters.

#### 2. ABBREVIATIONS

Abbreviations used in this catalogue are as follows:

AR	: As required	NT	: Number of teeth
ASSY	: Assembly	OPT	: Optional
E.No.	: Engine number	OS	: Over size
F.No.	: Frame number	STD	: Standard
d	: Diameter of material	T	: Thickness
ID	: Inside diameter	US	: Under size
OD	: Outside diameter	W	: Width
L	: Length	W/	: With
LH(PORT)	: Left hand side	S,L,UL,LL	: Transom type
RH(STBD)	: Right hand side	SUS	: Stainless steel
~123456	: Up to F.No.09001F-123456	PTT	: Power trim and tilt
123456~	: From F.No.09001F-123456		

12 x 34 x 5.6..... Figures in the description column

┆┆┆ show the dimensions of parts.

ID OD T(or W,L)

→12345-56781 (Parts No.) : indicates that the parts number was changed to 12345-56781 and the new parts are interchangeable with the former ones but the former ones are not interchangeable with new ones.

←12345-56781 (Parts No.) : indicates that the former and new parts are interchangeable with each other and both are usable.

#### 3. INNER PARTS OF ASSEMBLY

Part name with a dot (.) in front as shown in the description column indicates the component of the assembly also available individually.

#### 4. MODIFICATION NOTICE

A parts bulletin will be sent to you on all occasions when changes in parts occur, including interchangeable modifications between new parts and old ones.

#### 5. NOTE

5-1. There are some different parts from those of production models among spare parts for the administrative reasons and common use of them with other models.

5-2. In respect of rubber hoses and vinyl tubes, please be sure to use them by cutting off according to the length mentioned on parts catalogue or what is actually required on the vehicle.

5-3. Note that the drawings on the illustration page are for ready reference of spare parts number, not to be used as an assembly manual. When assembling, use "SUZUKI SERVICE MANUAL".

#### 6. MODEL NAME AND ENGINE NUMBER

MODEL	YEAR'S	TYPE	TRANSOM	ENGINE No.
DF90TLK1	'01	09001F	L,UL	09001F-151001~
DF115TLK1	'01	11501F	L,UL	11501F-151001~

FIG.1

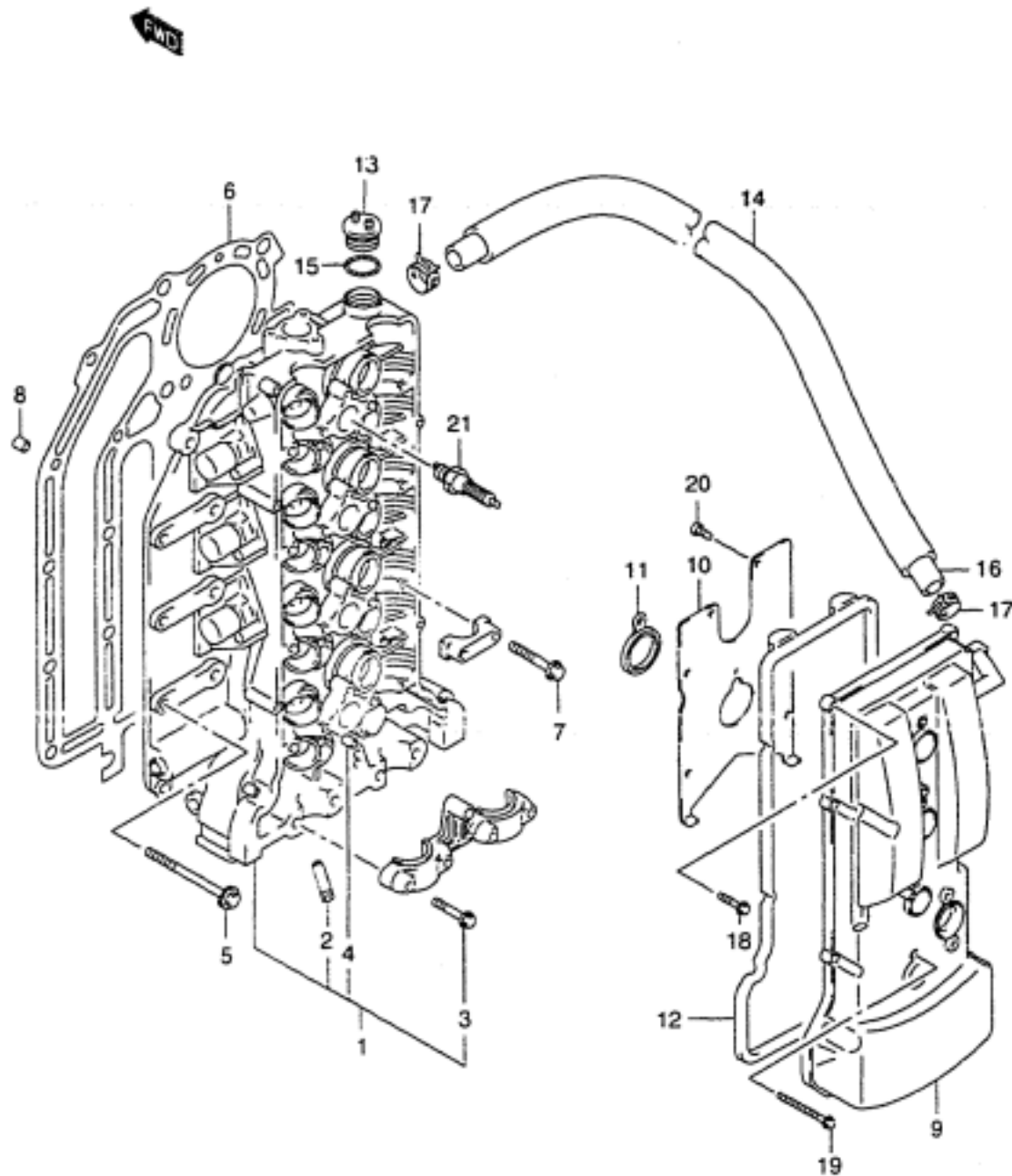


FIG.1 ( B-2)

CYLINDER HEAD

REF.NO.	PART NO.	DESCRIPTION	QTY	REMARKS
1	11100-90J00-019	HEAD, CYLINDER (BLACK)	1	
2	11115-85FA0-001	.GUIDE, VALVE	16	
3	11128-90J00	.BOLT, CAM SHAFT HOUSING	21	
4	09206-08001	.PIN	18	
5	11117-89J00	BOLT, CYL HEAD	10	
6	11141-90J00	GASKET, CYL HEAD	1	
7	01550-08507	BOLT	8	
8	04211-13189	PIN	2	
9	11170-90J00-019	COVER, CYL HEAD (BLACK)	1	
10	11173-90J00	PLATE, BREATHER	1	
11	11179-90J00	GASKET, SPARK PLUG HOLE	4	
12	11189-90J00	GASKET, CYL HEAD COVER	1	
13	11382-99E00	CAP, OIL FILLER	1	
14	18498-90J20	PROTECTOR, BREATHER HOSE	1	
15	09280-26006	O RING	1	
16	09355-13207-00B	HOSE, BREATHER	1	L:2000→660
17	09401-20404	CLIP	2	
18	01547-06257	BOLT	11	
19	01547-06557	BOLT	4	
20	02112-06123	SCREW	7	
21	09482-00427	SPARK PLUG (BPR6ES)	4	

REF.NO.	PART NO.	DESCRIPTION	QTY	REMARKS
1	11291-90J00-019	HOOK, ENGINE (BLACK)	1	
2	01550-12307	BOLT	2	
3	11300-90J00-019	BLOCK, CYLINDER (BLACK)	1	
4	11117-90J00	.BOLT, CRANKCASE	10	
5	11216-77E00	.GASKET, OIL GALLERY PLUG	3	
6	09248-18005	.PLUG, OIL GALLERY	3	
7	11330-90J00-019	.COVER, CRANKCASE WTR JKT (BLACK)	1	
8	11332-90J00	.O RING, CRANKCASE WTR JKT COVER	1	
9	09206-13019	.PIN	5	
10	01550-06207	.BOLT	8	
11	01550-08407	.BOLT	10	
12	09246-05006	PLUG	1	

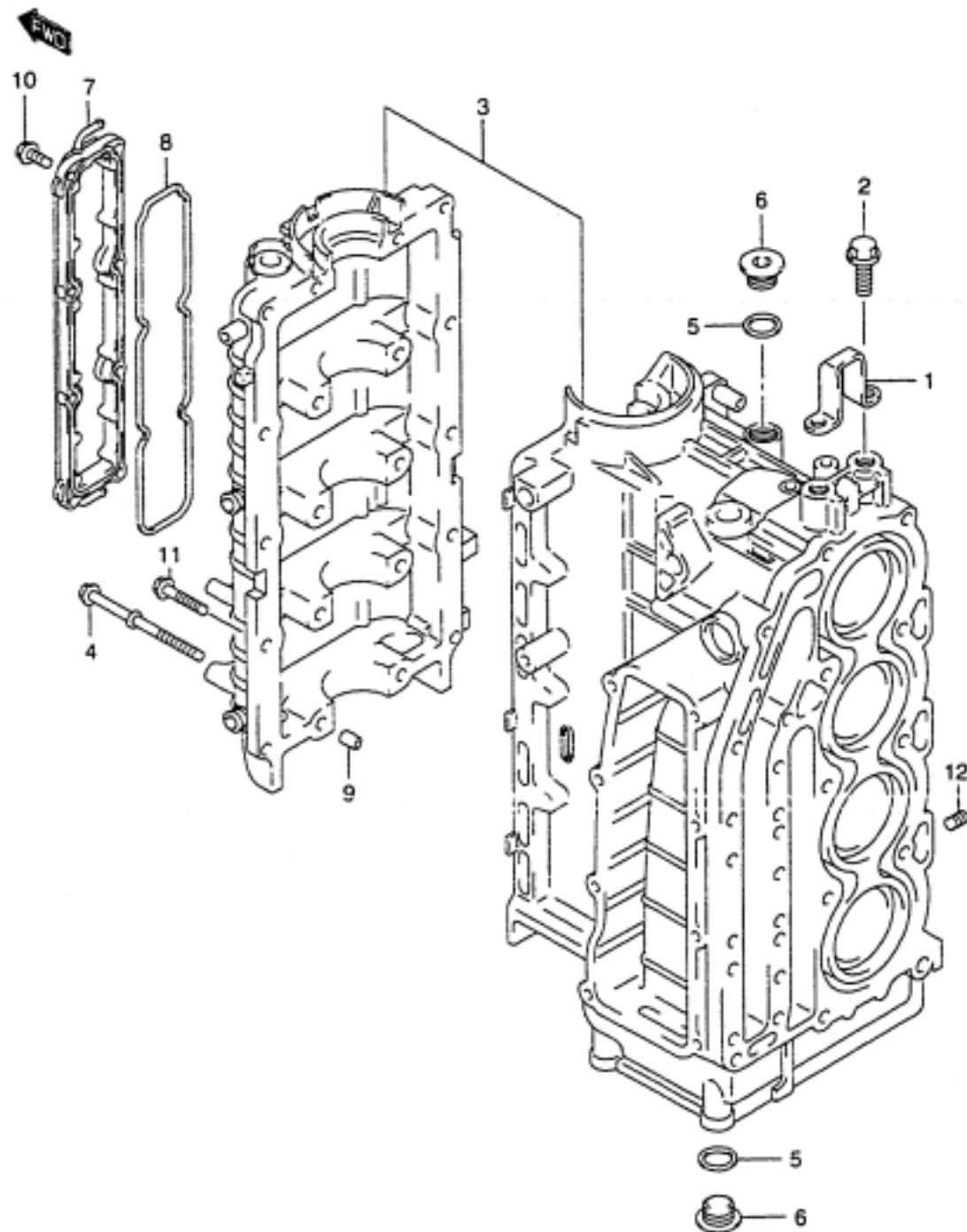


FIG.3

REF.NO.	PART NO.	DESCRIPTION	QTY	REMARKS
1	11510-90J00	COVER, RING GEAR	1	
2	11512-99E00	CUSHION, RING GEAR COVER	2	
3	09125-06111	SCREW (6X18)	1	
4	61472-93E30	LABEL, MAG COVER	1	
5	69711-93E10	LABEL, CAUTION	1	

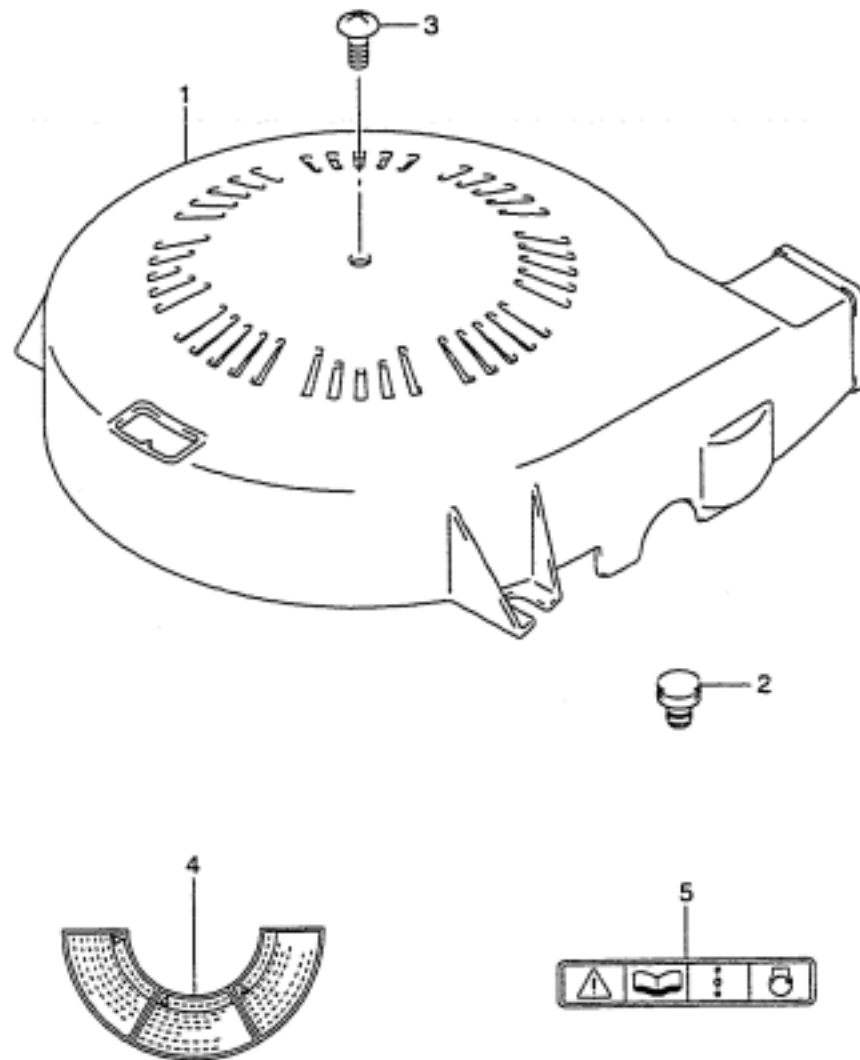


FIG.4

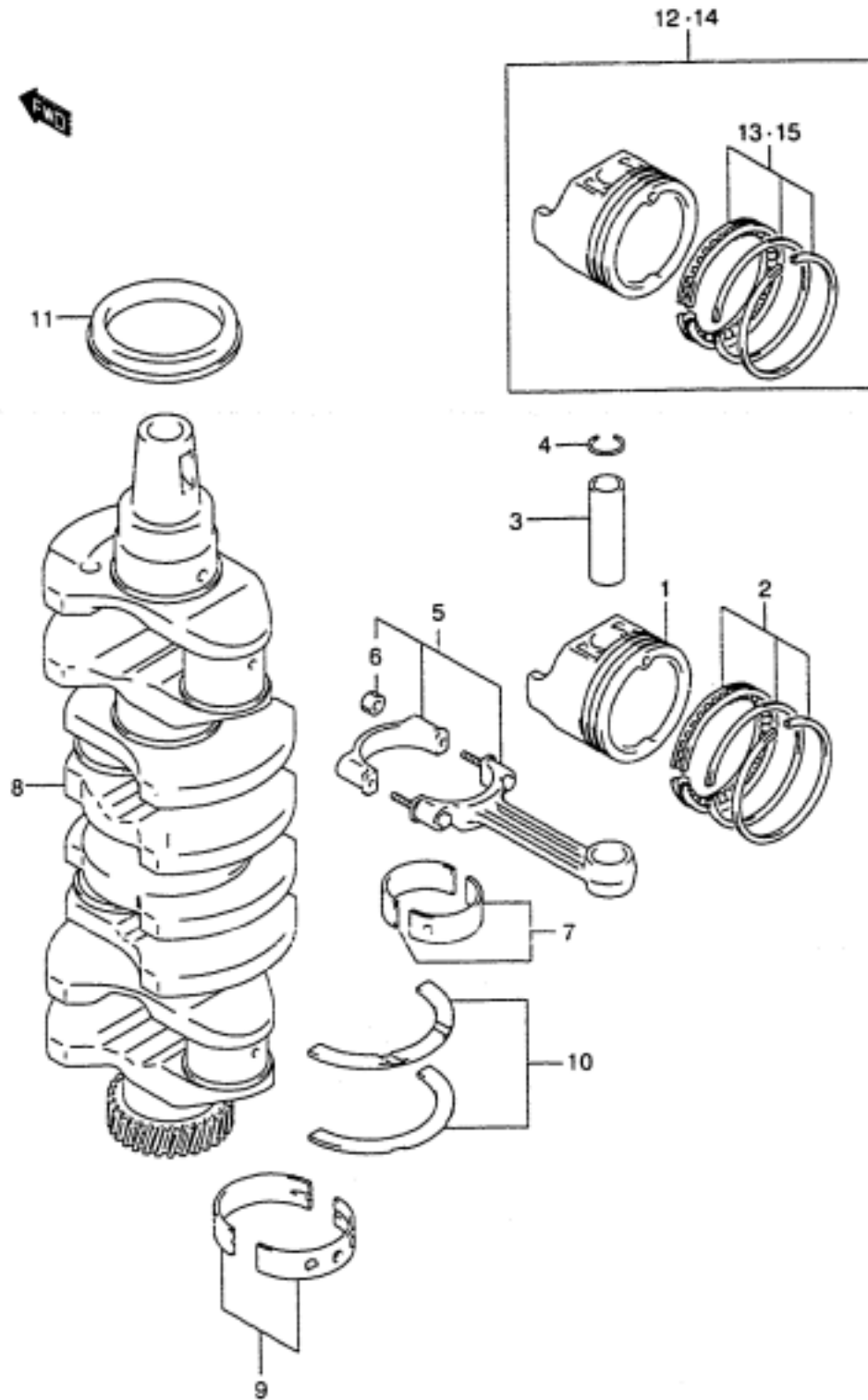


FIG.4 ( B-5)

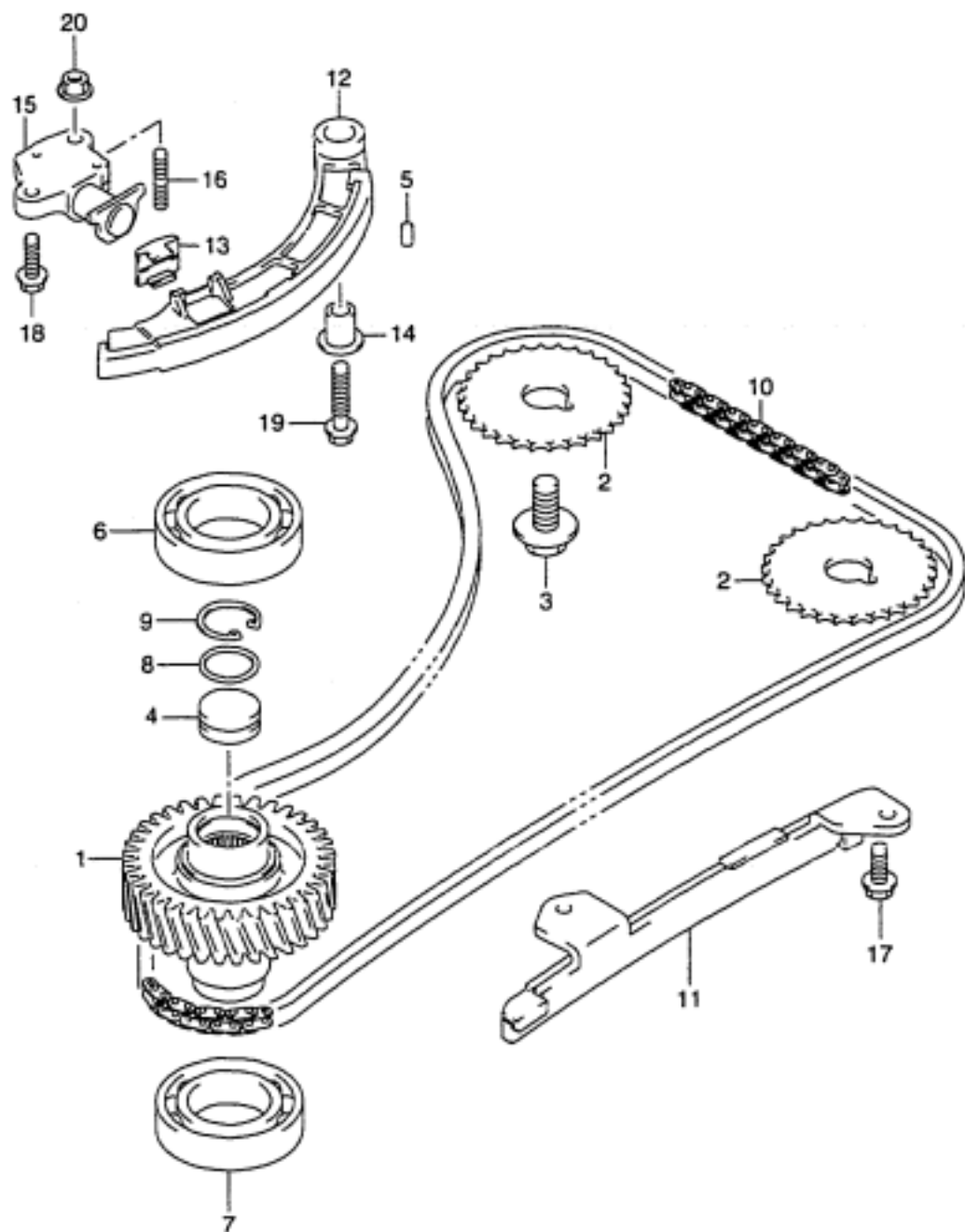
CRANKSHAFT

REF.NO.	PART NO.	DESCRIPTION	QTY	REMARKS
1	12111-90J00	PISTON	4	
2	12140-86FA0	RING SET, PISTON	4	
3	12151-86FA0	PIN, PISTON	4	
4	09381-21002	CIRCLIP	8	
5	12160-90J00	CONNROD ASSY	4	
6	09159-08033	.NUT	8	
7-1	12100-60821-0A0	BEARING SET, CONNROD	4	
7-2	12100-60821-025	BEARING SET, CONNROD (US:0.25)	4	OPT
8	12220-90J00	CRANKSHAFT	1	
9-1	12340-85FB2-0A0	BEARING SET, CRANKSHAFT	5	GREEN
9-2	12340-85FB2-0B0	BEARING SET, CRANKSHAFT	5	BLACK
9-3	12340-85FB2-0C0	BEARING SET, CRANKSHAFT	5	NON
9-4	12340-85FB2-0D0	BEARING SET, CRANKSHAFT	5	YELLOW
9-5	12340-85FB2-0E0	BEARING SET, CRANKSHAFT	1	
9-6	12300-85853-0AA	BEARING SET, CRANKSHAFT (US:0.25)	5	OPT
9-7	12300-85853-0BA	BEARING SET, CRANKSHAFT (US:0.25)	5	OPT
9-8	12300-85853-0CA	BEARING SET, CRANKSHAFT (US:0.25)	5	OPT
9-9	12300-85853-0DA	BEARING SET, CRANKSHAFT (US:0.25)	5	OPT
9-10	12300-85853-0EA	BEARING SET, CRANKSHAFT (US:0.25)	5	OPT
10-1	12300-85830	BEARING SET, CRANK THRUST	1	
10-2	12300-85830-012	BEARING SET, CRANK THRUST (OS:0.12)	1	
11	09283-52004	SEAL, OIL	1	
12	12100-90J00-025	PISTON SET (OS:0.25)	4	OPT
13	12140-86FA0-025	.RING SET, PISTON (OS:0.25)	4	OPT
14	12100-90J00-050	PISTON SET (OS:0.50)	4	OPT
15	12140-86FA0-050	.RING SET, PISTON (OS:0.50)	4	OPT

**FIG.5**

FIG.5 ( B-6)

TIMING CHAIN



REF.NO.	PART NO.	DESCRIPTION	QTY	REMARKS
1	12732-90J00	GEAR, DRIVEN	1	
2	12741-90J00	SPROCKET, CAM SHAFT TIMING	2	
3	09103-12049	BOLT (12X25)	2	
4	12733-90J00	PLUG, DRIVEN GEAR	1	
5	04221-05109	PIN	2	
6	09262-35068	BEARING	1	UPPER
7	09262-35069	BEARING	1	LOWER
8	09280-22019	O RING (D:1.9 ID:21.8)	1	
9	08331-41266	CIRCLIP	1	
10	12761-90J00	CHAIN, TIMING	1	
11	12771-90J00	GUIDE, TIMING CHAIN	1	
12	12810-90J00	TENSIONER, TIMING CHAIN	1	
13	12813-73G00	.PAD, TIMING CHAIN TENSIONER	1	
14	12812-90J00	SPACER, TIMING CHAIN TENSIONER	1	
15	12831-73G01	ADJUSTER, TENSIONER	1	
16	01421-06163	BOLT, STUD	1	
17	01550-06163	BOLT	2	
18	01550-06203	BOLT	1	
19	01550-08353	BOLT	1	
20	08316-10063	NUT	1	



**FIG.6**

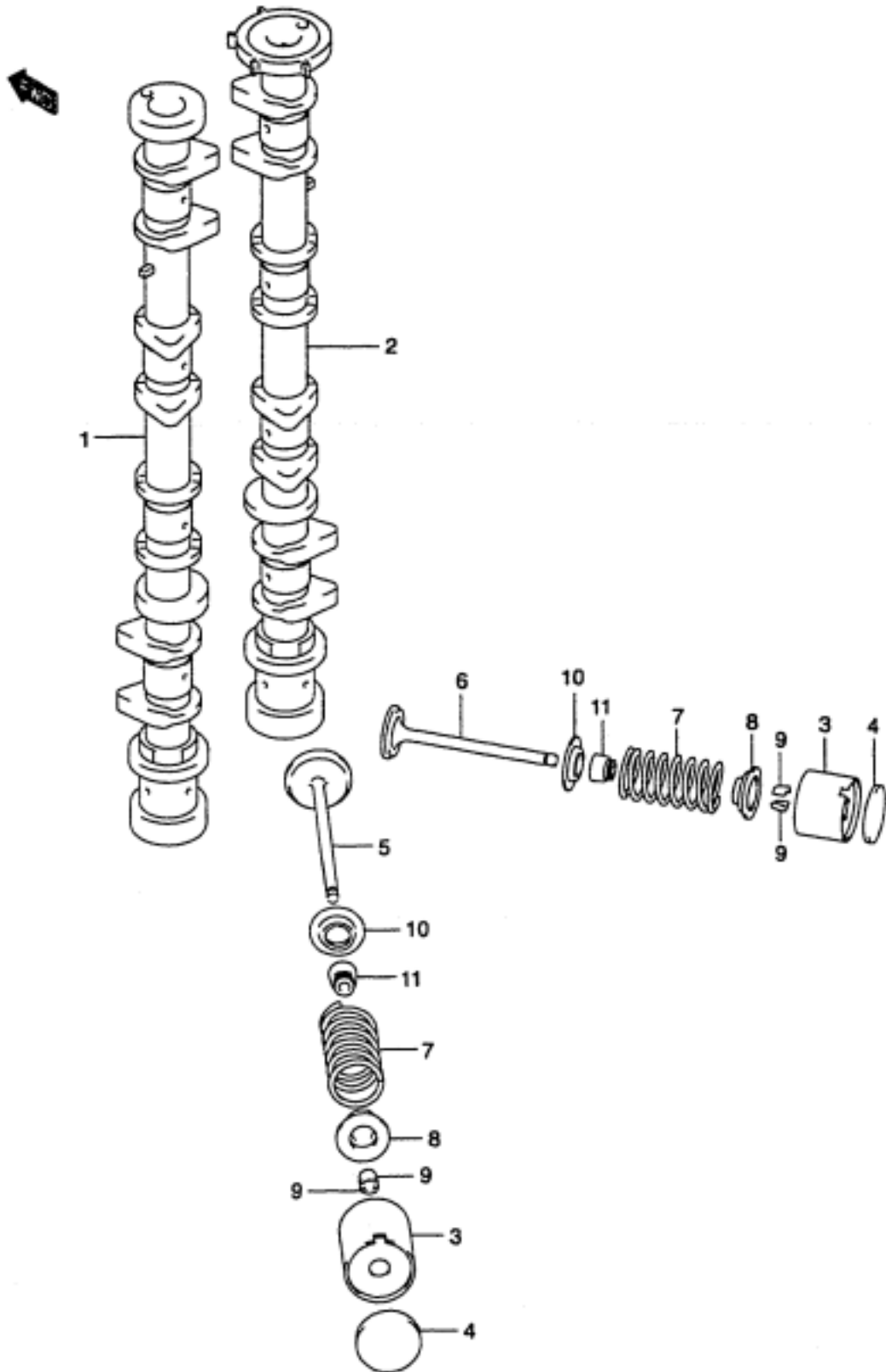


FIG.6 ( B-7)

CAMSHAFT

REF.NO.	PART NO.	DESCRIPTION	QTY	REMARKS
1-1	12711-90J00	CAMSHAFT, INTAKE	1	DF90
1-2	12711-90J10	CAMSHAFT, INTAKE	1	DF115
2-1	12720-90J00	CAMSHAFT, EXHAUST	1	DF90
2-2	12720-90J10	CAMSHAFT, EXHAUST	1	DF115
3	12891-69G00	TAPPET	16	
4-1	12892-69G00-218	SHIM, TAPPET	AR	
4-2	12892-69G00-220	SHIM, TAPPET	AR	
4-3	12892-69G00-223	SHIM, TAPPET	AR	
4-4	12892-69G00-225	SHIM, TAPPET	AR	
4-5	12892-69G00-228	SHIM, TAPPET	AR	
4-6	12892-69G00-230	SHIM, TAPPET	AR	
4-7	12892-69G00-233	SHIM, TAPPET	AR	
4-8	12892-69G00-235	SHIM, TAPPET	AR	
4-9	12892-69G00-238	SHIM, TAPPET	AR	
4-10	12892-69G00-240	SHIM, TAPPET	AR	
4-11	12892-69G00-243	SHIM, TAPPET	AR	
4-12	12892-69G00-245	SHIM, TAPPET	AR	
4-13	12892-69G00-248	SHIM, TAPPET	AR	
4-14	12892-69G00-250	SHIM, TAPPET	AR	
4-15	12892-69G00-253	SHIM, TAPPET	AR	
4-16	12892-69G00-255	SHIM, TAPPET	AR	
4-17	12892-69G00-258	SHIM, TAPPET	AR	
4-18	12892-69G00-260	SHIM, TAPPET	AR	
4-19	12892-69G00-263	SHIM, TAPPET	AR	
4-20	12892-69G00-265	SHIM, TAPPET	AR	
4-21	12892-69G00-268	SHIM, TAPPET	AR	
4-22	12892-69G00-270	SHIM, TAPPET	AR	
4-23	12892-69G00-273	SHIM, TAPPET	AR	
4-24	12892-69G00-275	SHIM, TAPPET	AR	
4-25	12892-69G00-278	SHIM, TAPPET	AR	
4-26	12892-69G00-280	SHIM, TAPPET	AR	



**FIG.6**

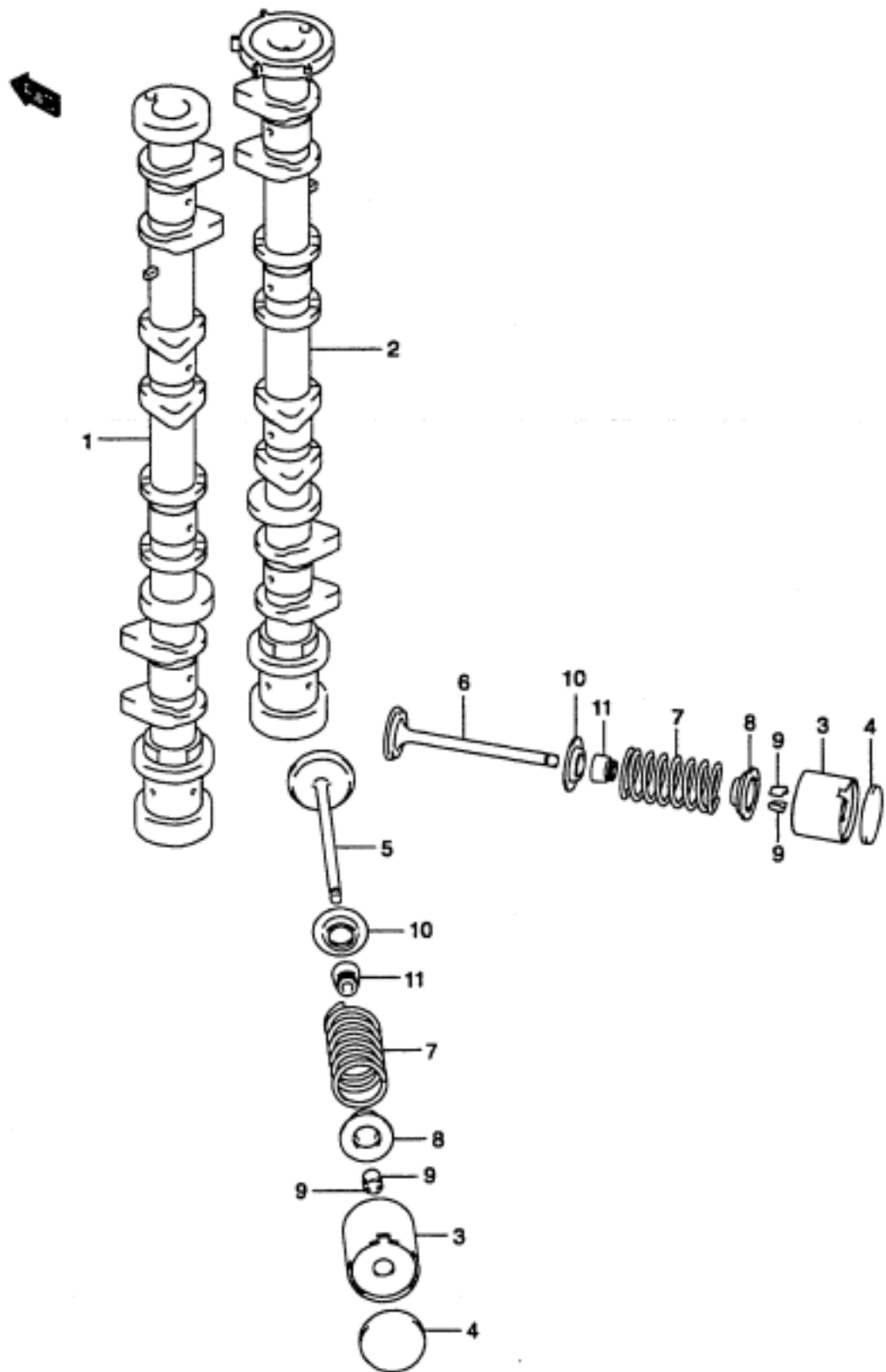


FIG.6 ( B-8)

CAMSHAFT

REF.NO.	PART NO.	DESCRIPTION	QTY	REMARKS
4-27	12892-69G00-283	SHIM, TAPPET	AR	
4-28	12892-69G00-285	SHIM, TAPPET	AR	
4-29	12892-69G00-288	SHIM, TAPPET	AR	
4-30	12892-69G00-290	SHIM, TAPPET	AR	
4-31	12892-69G00-293	SHIM, TAPPET	AR	
4-32	12892-69G00-295	SHIM, TAPPET	AR	
4-33	12892-69G00-298	SHIM, TAPPET	AR	
4-34	12892-69G00-300	SHIM, TAPPET	AR	
5	12911-86FA0	VALVE, INTAKE	8	
6	12915-86F50	SPRING, EXHAUST	8	
7	12921-90J00	SPRING, VALVE	16	
8	12931-90J00	RETAINER, VALVE SPRING	16	
9	12932-85FA0	COTTER, VALVE	32	
10	12933-86510	SEAT, VALVE SPRING	16	
11	09289-06003	SEAL, VALVE STRM	16	

**FIG.7**

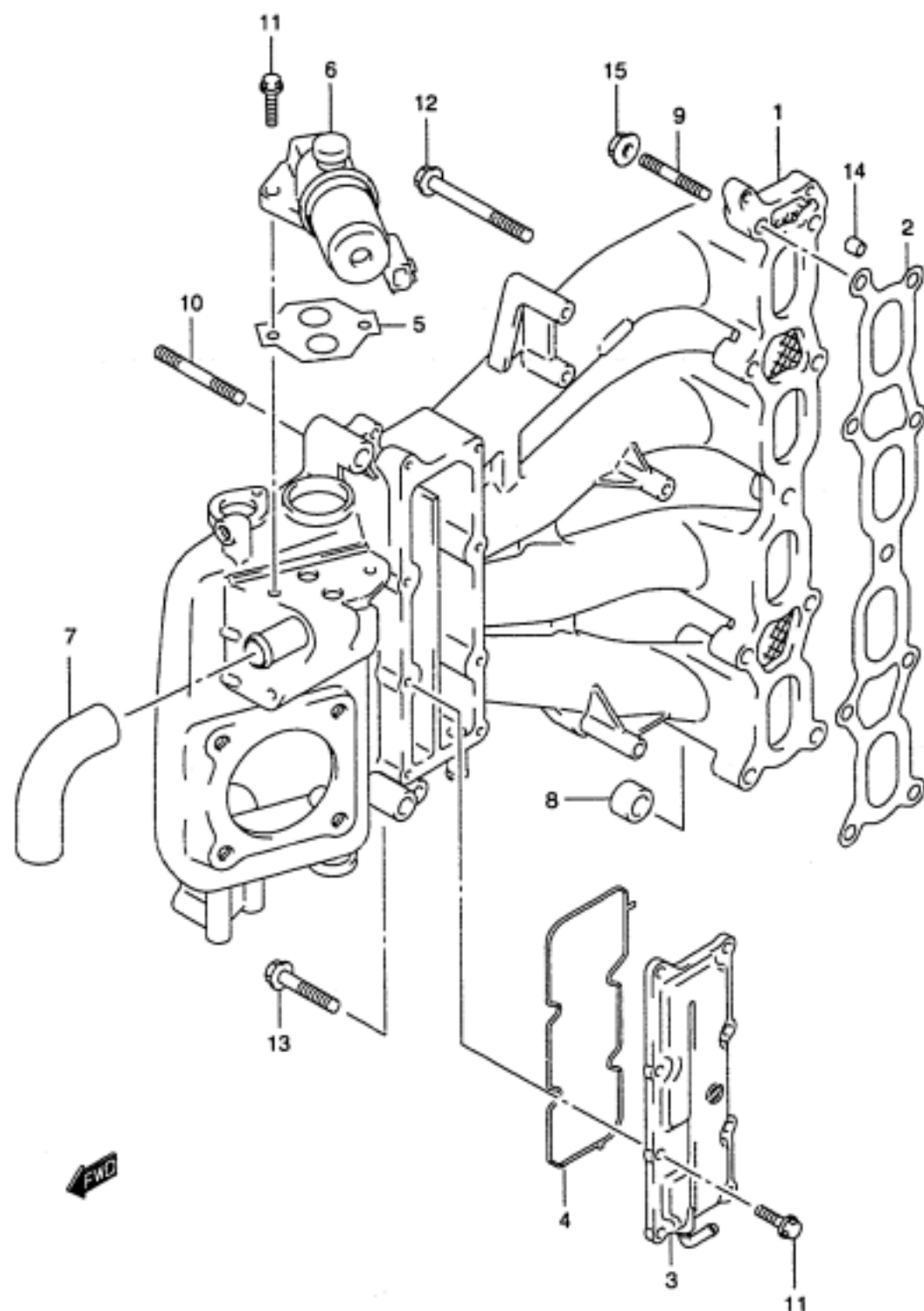


FIG.7 ( B-9)

INTAKE MANIFOLD

REF.NO.	PART NO.	DESCRIPTION	QTY	REMARKS
1	13110-90J00	MANIFOLD, INTAKE	1	
2	13119-90J00	GASKET, INTAKE MANIFOLD	1	
3	13140-90J00	COVER, WTR JKT	1	
4	13145-90J00	O RING, WTR JKT COVER	1	
5	18134-77E00	GASKET, IAC VALVE	1	
6	18137-77E00	VALVE, IAC	1	
7	18141-90J00	HOSE, IAC	1	
8	09329-12004	CUSHION, INTAKE MANIFOLD	1	
9	01421-08357	BOLT, STUD	1	
10	01421-08507	BOLT, STUD	1	
11	01550-06207	BOLT	10	
12	01550-08407	BOLT	8	
13	01550-08757	BOLT	1	
14	04211-11129	PIN	2	
15	08316-10087	NUT	2	

**FIG.8**

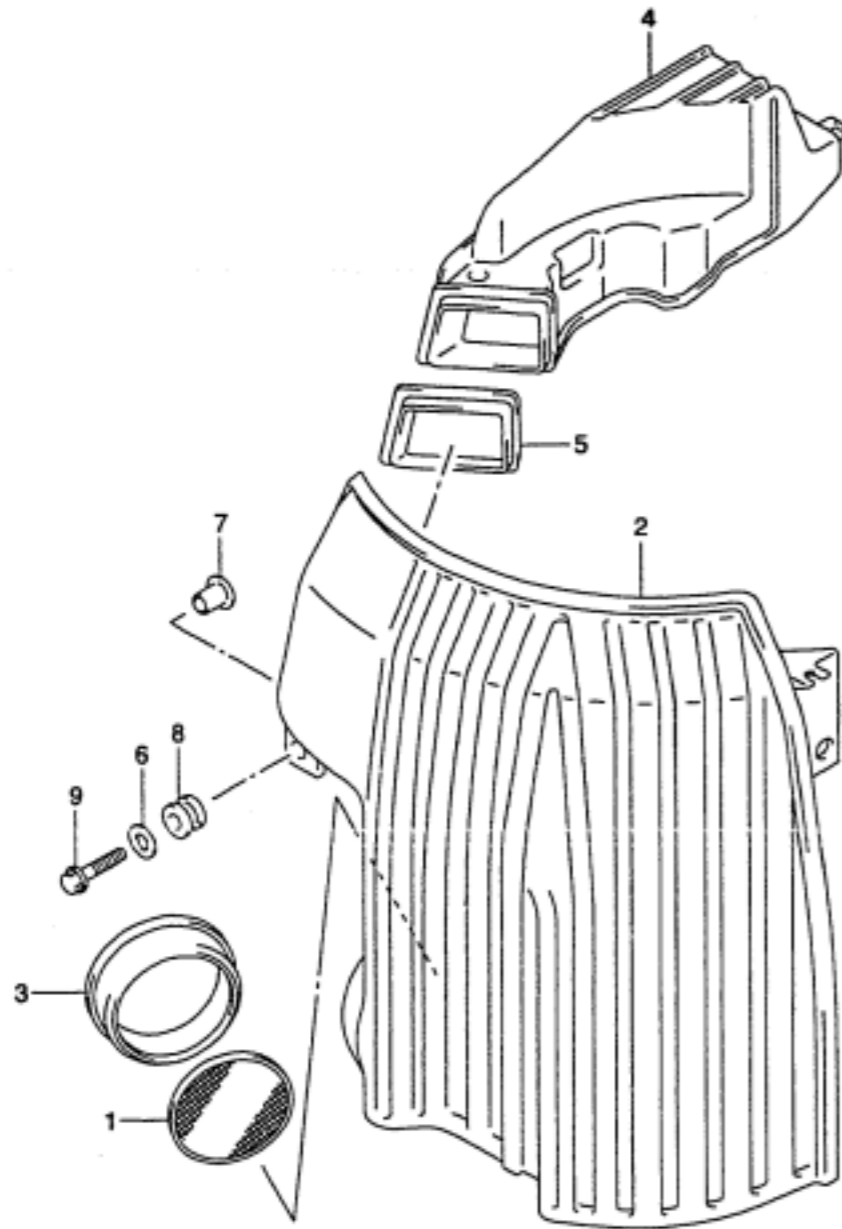


FIG.8 ( B-10)

SILENCER

REF.NO.	PART NO.	DESCRIPTION	QTY	REMARKS
1	13710-99E00	ARRESTER, FLAME	1	
2	13810-90J00	SILENCER	1	
3	13813-90J00	HOLDER, FLAME ARRESTER	1	
4	13840-90J00	DUCT, SILENCER	1	
5	13851-90J00	GROMMET, SILENCER	1	
6	09160-06084	WASHER (6.5X18X1.6)	5	
7	09169-06075	WASHER	5	
8	09320-09039	CUSHION, SILENCER COVER	5	
9	01550-06307	BOLT	5	

**FIG.9**

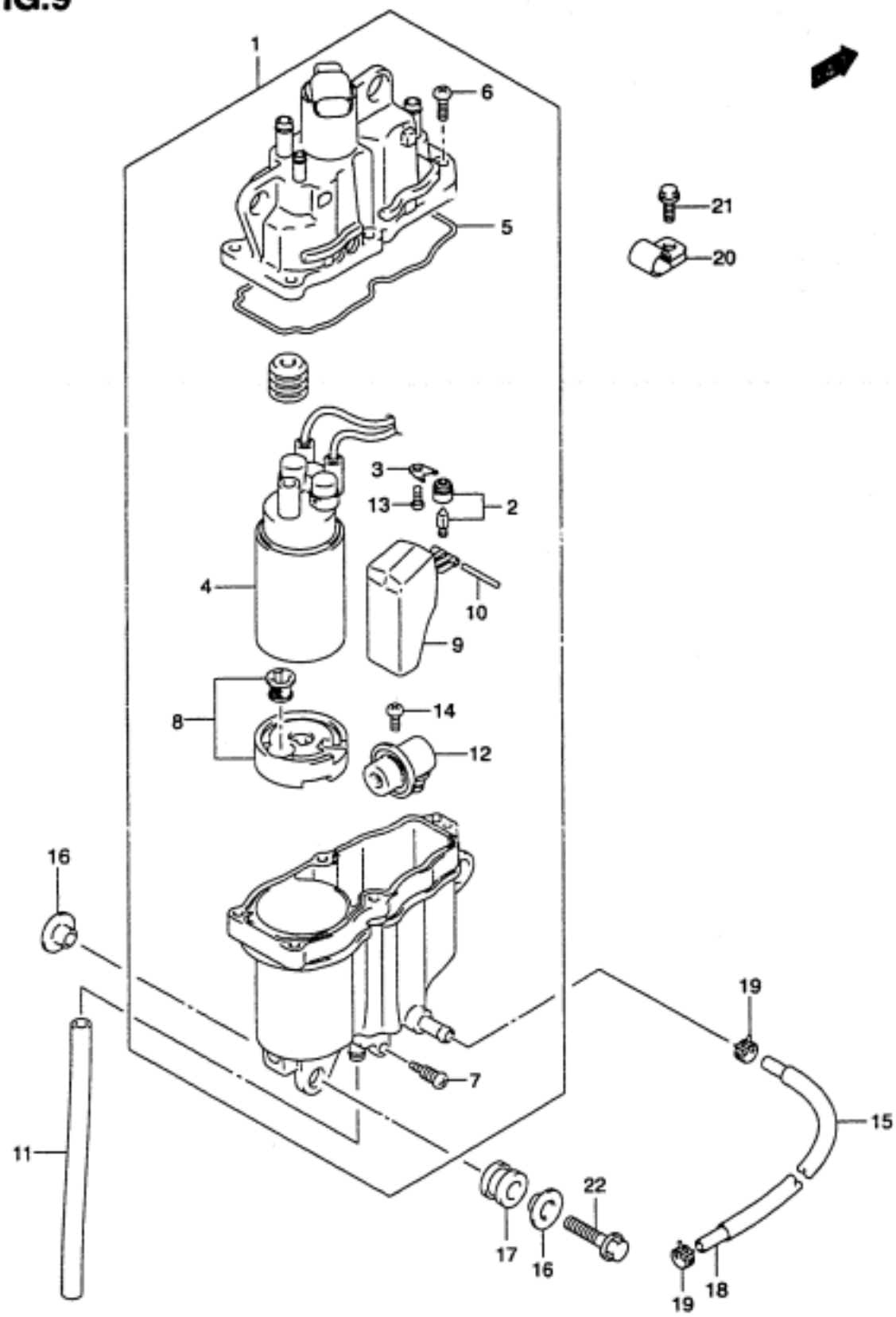


FIG.9 ( C-2)

FUEL VAPOR SEPARATOR

REF.NO.	PART NO.	DESCRIPTION	QTY	REMARKS
1	15600-90J00	SEPARATOR, FUEL VAPOR	1	
2	13370-99E00	.VALVE, NEEDLE	1	
3	13373-39110	.PLATE	1	
4	15200-90J00	.PUMP, FUEL	1	
5	15626-90J00	.SEAL	1	
6	15628-99EG0	.SCREW (L:15)	5	
7	15629-99E10	.SCREW, DRAIN	1	
8	15641-99E00	.FILTER, FUEL PUMP	1	
9	15650-99E00	.FLOAT	1	
10	15654-99E00	.PIN	1	
11	15683-87J00	.HOSE, DRAIN	1	
12	15760-87J00	.REGULATOR	1	
13	02112-04083	.SCREW	1	
14	02112-05103	.SCREW	1	
15	18498-90J00	PROTECTOR, EVAP HOSE	1	
16	09169-06067	WASHER	6	
17	09320-09039	CUSHION	3	
18	09352-50823-600	HOSE	1	L:600→340
19	09401-08409	CLIP	2	
20	09403-13408	CLAMP	1	
21	01550-06127	BOLT	1	
22	01550-06257	BOLT	3	

10 DF90/115 K1

**FIG.10**

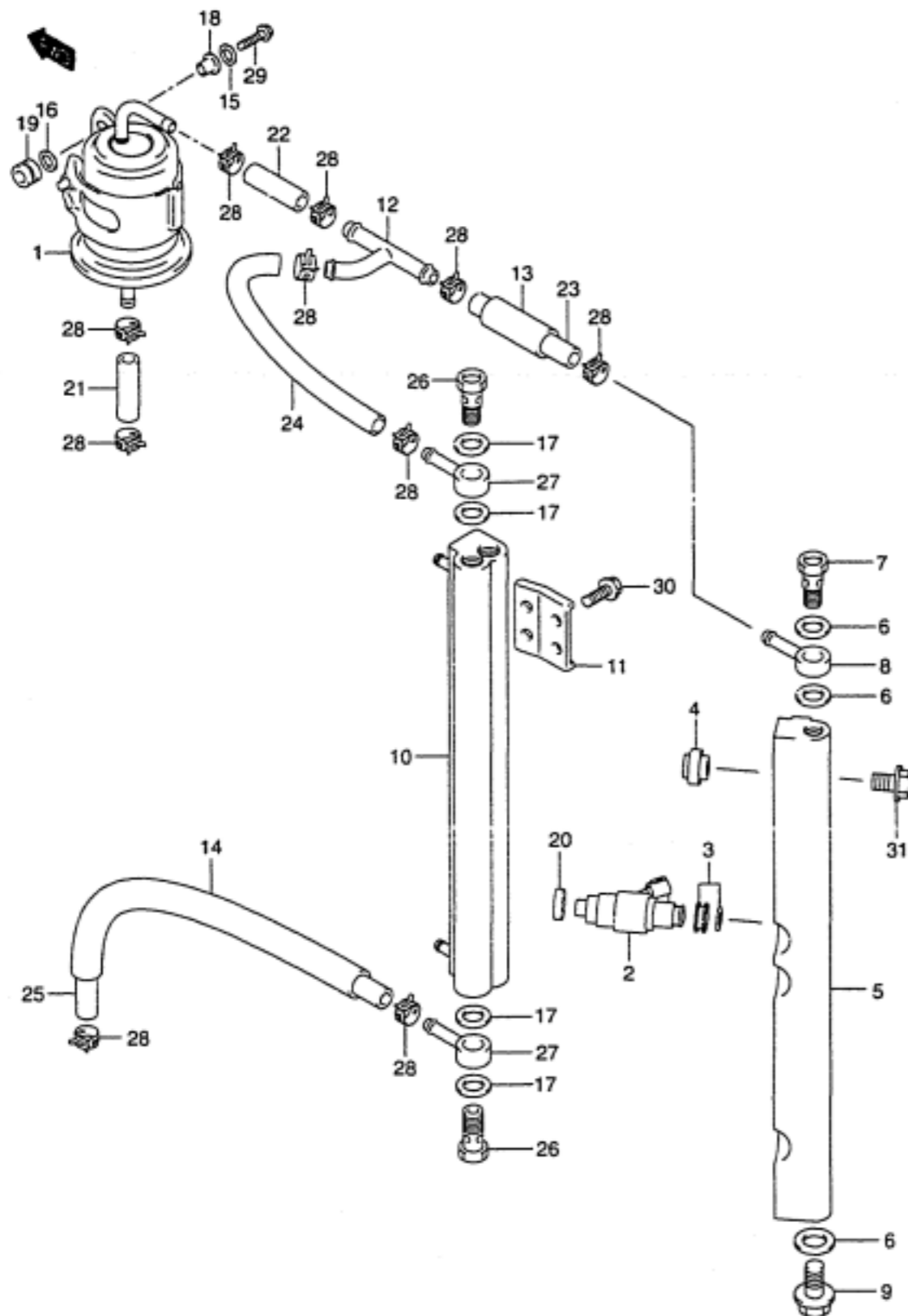
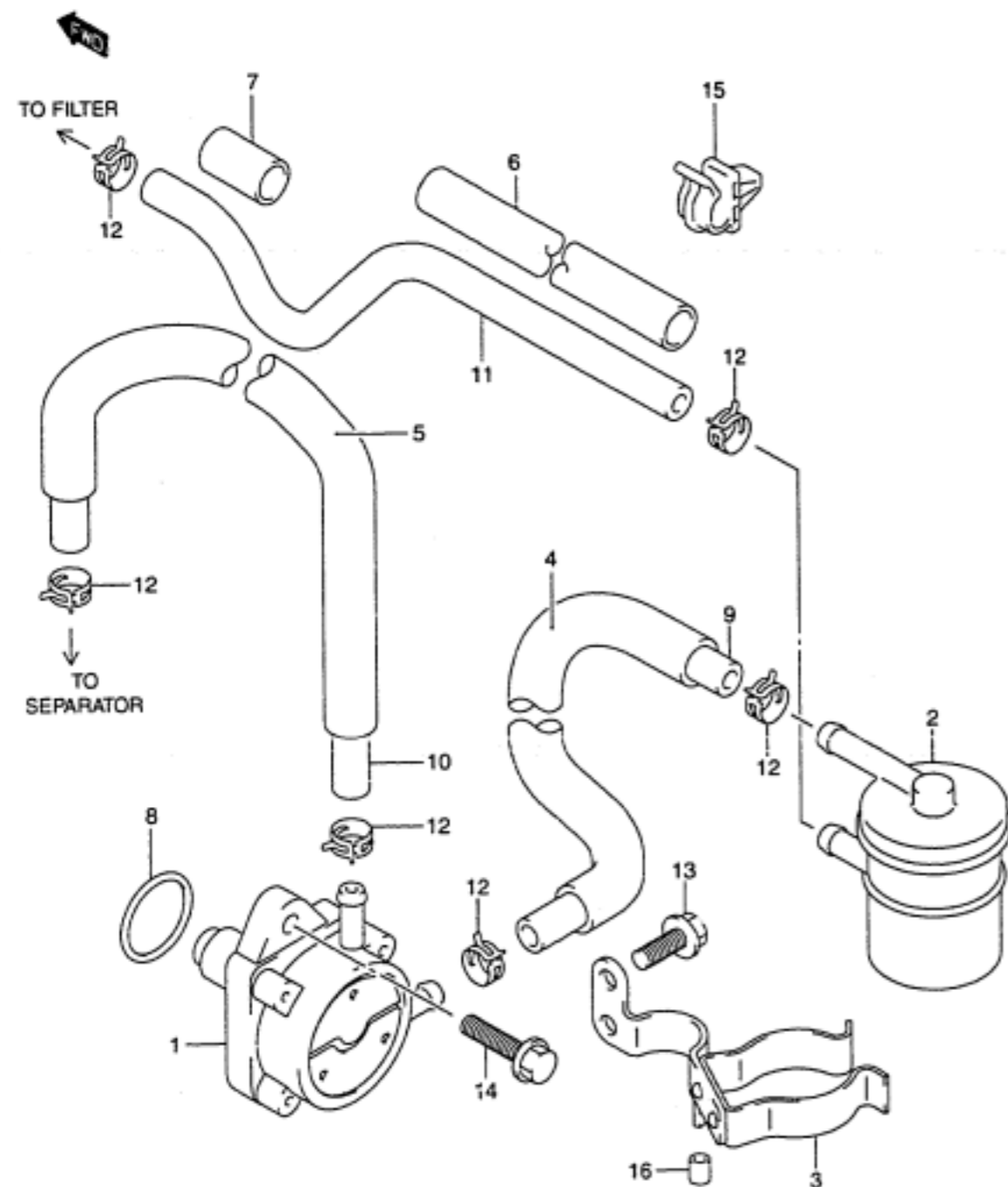


FIG.10 ( C-3)

FUEL INJECTOR

REF.NO.	PART NO.	DESCRIPTION	QTY	REMARKS
1	15440-90J00	FILTER, FUEL	1	
2	15710-65D00	INJECTOR, FUEL	4	
3	15716-65DT0	.GROMMET SET	4	
4	15735-58B00	INSULATOR, DELIVERY PIPE	2	
5	15750-90J00	PIPE, DELIVERY	1	
6	09168-12013	.GASKET, UNION	3	
7	09360-12008	.BOLT, UNION	1	
8	09363-08004	.UNION	1	
9	01550-12167	.BOLT, DELIVERY PIPE	1	
10	15770-90J00	COOLER, FUEL	1	
11	15775-90J00	BRACKET, FUEL COOLER	2	
12	15830-99E00	UNION, 3 WAY FUEL HOSE	1	
13	18498-99E20	PROTECTOR, FUEL HOSE	1	L:450→40
14	18498-99E20	PROTECTOR, FUEL HOSE	1	L:450→120
15	09160-06084	WASHER (6.5X18X1.6)	2	
16	09160-06104	WASHER (6.5X24X2.0)	2	
17	09168-12013	GASKET	4	
18	09169-06062	WASHER	2	
19	09320-08501	CUSHION	2	
20	09320-08062	CUSHION	4	
21	09356-75137-600	HOSE (SEPARATOR TO FILTER)	1	L:600→50
22	09356-75137-600	HOSE (FILTER TO 3 WAY)	1	L:600→50
23	09356-75137-600	HOSE (3 WAY TO DLVY PIPE)	1	L:600→110
24	09356-75137-600	HOSE (3 WAY TO COOLER)	1	L:600→130
25	15681-90J00	HOSE (COOLER TO SEPARATOR)	1	
26	09360-12008	UNION	2	
27	09363-08004	UNION, FUEL COOLER	2	
28	09401-11414	CLIP	10	
29	01500-06257	BOLT	2	
30	01550-06167	BOLT	6	
31	01550-08357	BOLT	2	

FIG.11

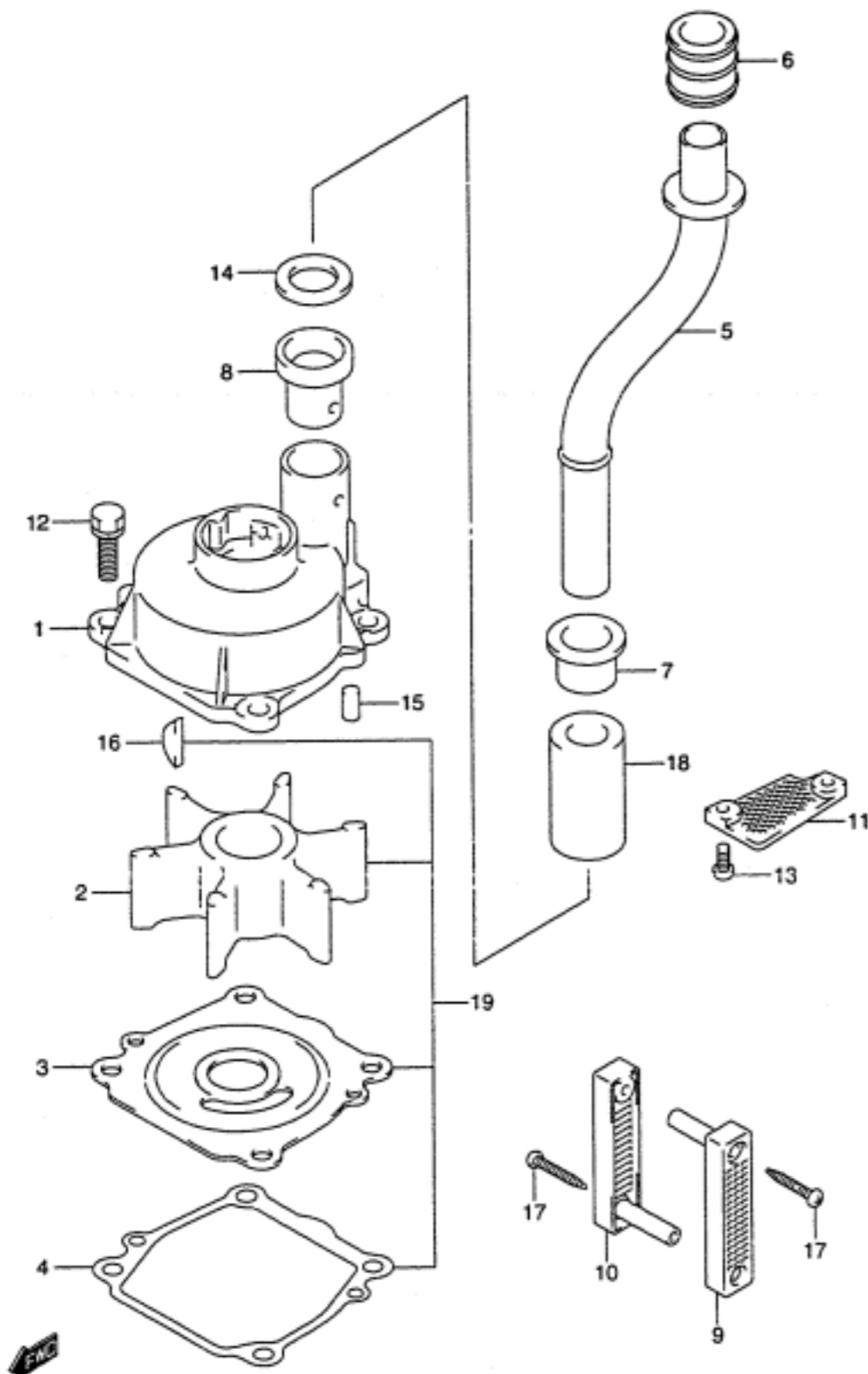


REF.NO.	PART NO.	DESCRIPTION	QTY	REMARKS
1	15100-90J00	PUMP, FUEL	1	
2	15410-87J10	FILTER, FUEL	1	
3	15420-90J00	BRACKET, FUEL FILTER	1	
4	18498-99E10	PROTECTOR, FUEL HOSE	1	L:610→230
5	18498-90J30	PROTECTOR, FUEL HOSE (510)	1	L:510→450
6	18498-90J30	PROTECTOR, FUEL HOSE (510)	1	
7	18498-90J40	PROTECTOR, FUEL HOSE (160)	1	
8	09280-26005	O RING	1	
9	15192-90J00	HOSE, FUEL (FILTER TO PUMP)	1	
10	09355-70125-600	HOSE, FUEL (PUMP TO SEPARATOR)	1	L:600→530
11	15191-90J00	HOSE, FUEL (CONN TO FILTER)	1	
12	09401-11407	CLIP	6	
13	01550-06167	BOLT	2	
14	01550-06257	BOLT	2	
15	09403-11314	CLAMP	1	
16	09320-05016	CUSHION	1	

FIG.12

FIG.12 ( C-5)

WATER PUMP



REF.NO.	PART NO.	DESCRIPTION	QTY	REMARKS
1	17411-90J00	CASE, WATER PUMP	1	
2	17461-94510	IMPELLER, WATER PUMP	1	
3	17471-87E01	PANEL, PUMP CASE UNDER	1	
4	17472-87E10	GASKET, PUMP CASE PANEL	1	
5-1	17560-90J00	TUBE, WATER (L)	1	
5-2	17560-90J10	TUBE, WATER (UL)	1	
6	17562-90J00	BUSH, WATER TUBE UPPER	1	
7	17563-87D00	BUSH, WATER TUBE LOWER	1	
8	17564-87D00	BUSH, WATER PUMP CASE	1	
9	17631-90J00	FILTER, WATER PORT SIDE	1	
10	17632-90J00	FILTER, WATER STBD SIDE	1	
11	17635-87E00	FILTER, WATER SUB	1	
12	09117-08057	BOLT (8X25)	4	
13	09125-05046	SCREW (5X12)	2	
14	09161-16008	WASHER	1	
15	09202-06031	PIN, KNOCK	2	
16	09420-05006	KEY	1	
17	03112-04303	SCREW	2	
18	17612-90J00	SPACER, WATER TUBE (UL)	1	
19	17400-90J00	WATER PUMP REPAIR KIT	1	OPT

FIG.13

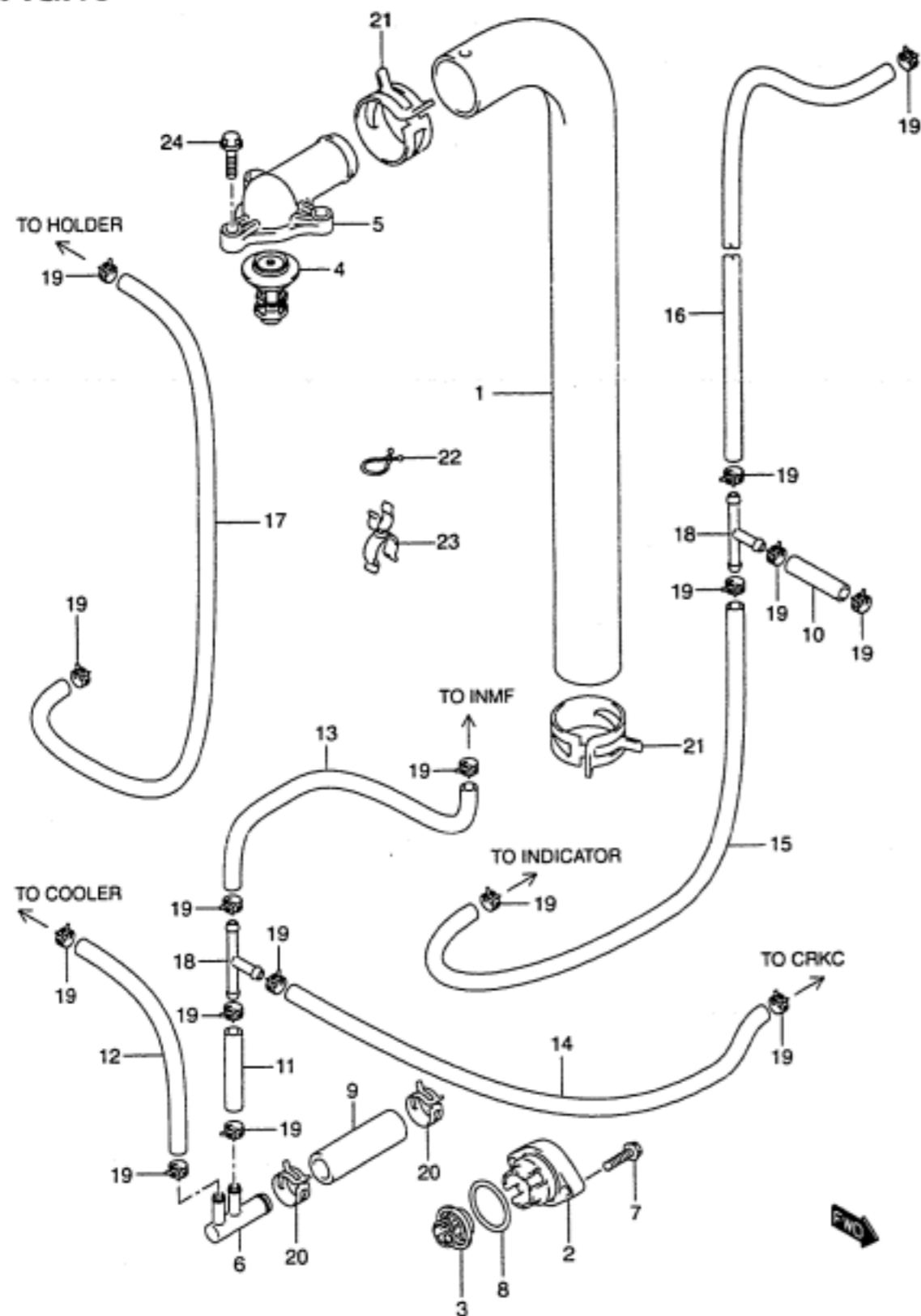


FIG.13 ( C-6)

THERMOSTAT

REF.NO.	PART NO.	DESCRIPTION	QTY	REMARKS
1	11196-90J00	HOSE, WATER RETURN	1	
2	17611-90J00-019	COVER, WATER PRESS VALVE	1	
3	17660-90J00	VALVE, WATER PRESSURE	1	
4-1	17670-90J00	THERMOSTAT (60° C)	1	
4-2	17670-90J10	THERMOSTAT (71° C)	1	OPT
5	17681-90J00-019	COVER, THERMOSTAT (BLACK)	1	
6	17711-90J00	3 WAY, WATER HOSE	1	
7	09116-06121	BOLT (6X25)	2	
8	09280-26006	O RING	1	
9	09352-11153-600	HOSE (HOLDER TO 3 WAY)	1	L:600→50
10	09352-50903-600	HOSE (INMF COVER TO 3 WAY)	1	L:600→50
11	09352-50903-600	HOSE (3 WAY TO 3 WAY)	1	L:600→50
12	09352-50903-600	HOSE (3 WAY TO COOLER)	1	L:600→160
13	09352-50903-600	HOSE (3 WAY TO INMF)	1	L:600→200
14	09352-50903-600	HOSE (3 WAY TO CRCK LOWER)	1	L:600→370
15	09352-50903-600	HOSE (3 WAY TO INDICATOR)	1	L:600→370
16	09352-50903-600	HOSE (CRCK UPPER TO 3 WAY)	1	L:600→450
17	09352-50903-008	HOSE, WATER (COOLER TO HOLDER)	1	L:2000→690
18	09367-06002	3 WAY, WATER HOSE	2	
19	09401-08411	CLIP	16	
20	09401-14405	CLIP	2	
21	09401-31406	CLIP	2	
22	09408-00024	CLIP	1	
23	09408-00056	CLIP	1	
24	01550-06257	BOLT	3	



FIG.14

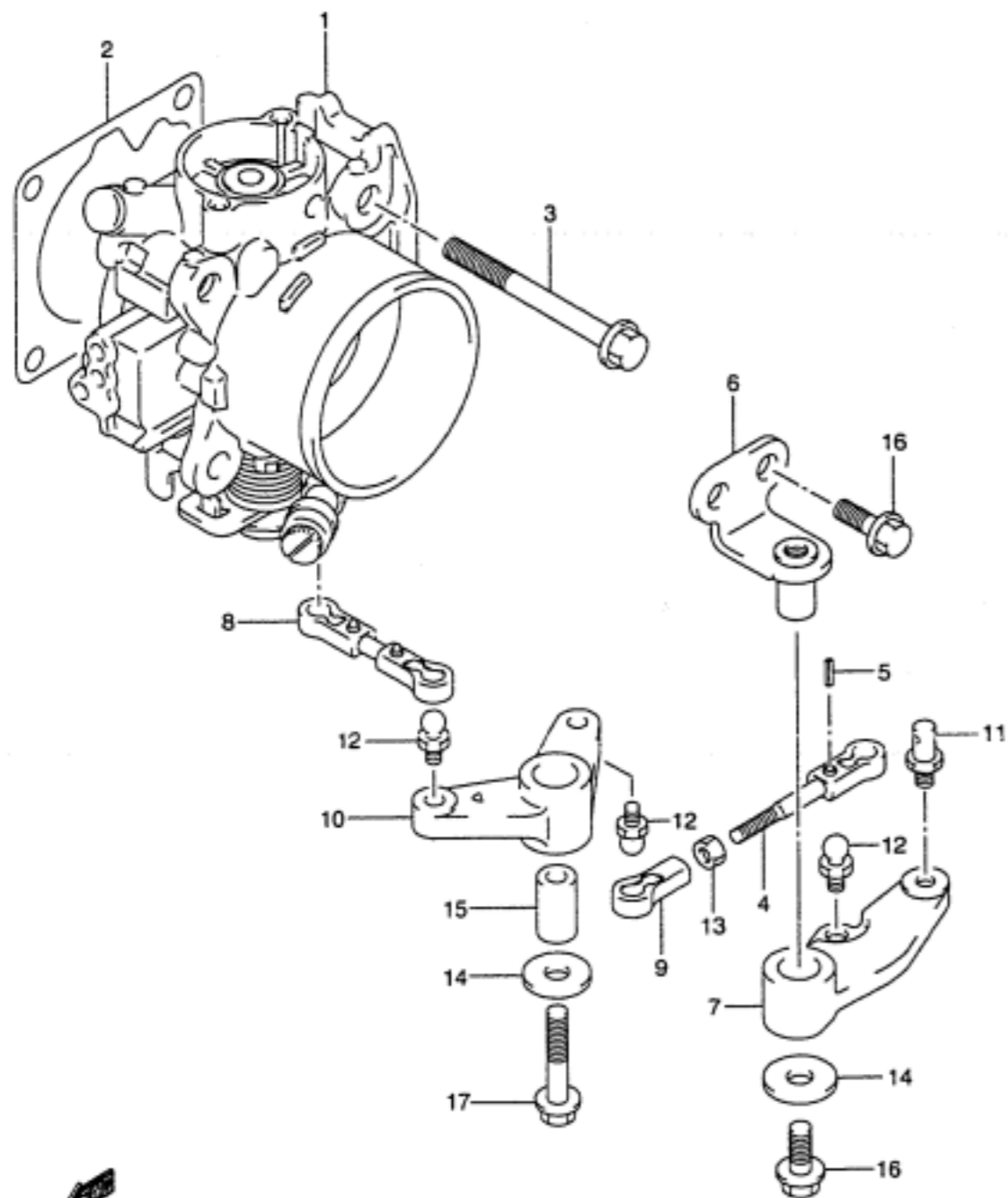


FIG.14 ( C-7)

THROTTLE BODY

REF.NO.	PART NO.	DESCRIPTION	QTY	REMARKS
1	13300-90J00	BODY ASSY, THROTTLE	1	
2	13421-90J00	GASKET, THROTTLE BODY	1	
3	01550-08607	BOLT, THROTTLE BODY	4	
4	13510-90J00	ROD, THROTTLE	1	
5	09205-02006	PIN, SPRING	1	
6	19115-90J00	HOLDER, THROTTLE LEVER	1	
7	19121-90J00	LEVER, THROTTLE NO.1	1	
8	19130-90J00	ROD, THROTTLE NO.2	1	
9	19131-95502	CONNECTOR, THROTTLE ROD	1	
10	19148-90J00	LEVER, THROTTLE	1	
11	67473-89J00	PIN, REMOCON CONNECTOR	1	
12	09119-05010	PIVOT, THROTTLE LEVER	3	
13	09140-05005	NUT, THROTTLE ROD	1	
14	09160-06046	WASHER (6.5X20X1.5)	2	
15	09180-06186	SPACER, THROTTLE LEVER NO.2	1	
16	01550-06167	BOLT, THROTTLE LEVER & HOLDER	3	
17	01550-06357	BOLT, THROTTLE LEVER NO.2	1	

**FIG.15**

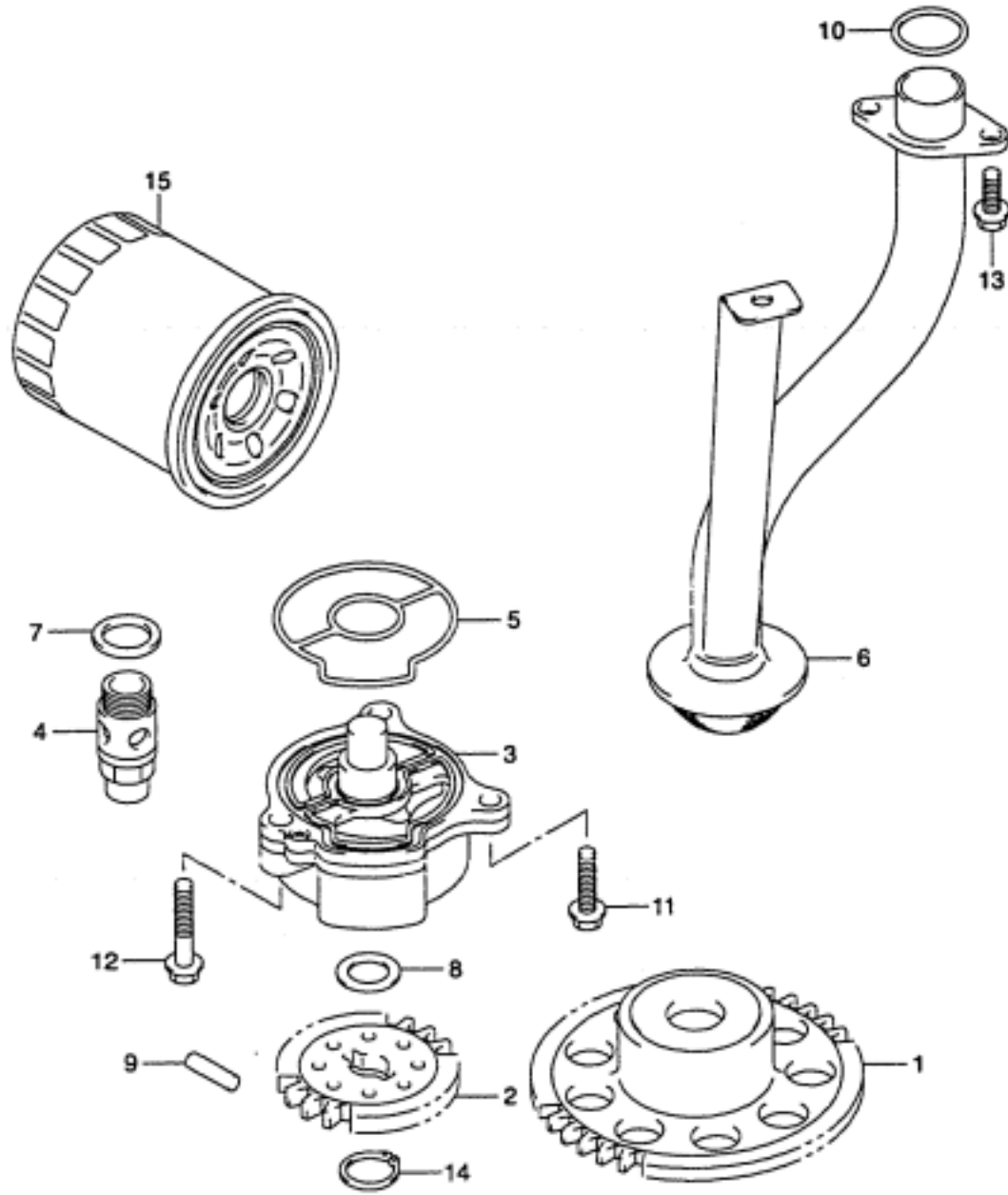


FIG.15 ( C- 8)

OIL PUMP

REF.NO.	PART NO.	DESCRIPTION	QTY	REMARKS
1	12632-90J00	GEAR, OIL PUMP DRIVE	1	
2	16113-90J00	GEAR, OIL PUMP DRIVEN	1	
3	16400-90J00	PUMP ASSY, OIL	1	
4	16440-99E00	VALVE, OIL RELIFE	1	
5	16451-90J00	O RING, OIL PUMP	1	
6	16520-90J00	STRAINER, OIL PUMP	1	
7	09168-16002	GASKET (16X22X2.0)	1	
8	09181-12158	WASHER (12X20X0.5)	1	
9	09261-05006	PIN	1	
10	09280-22020	O RING (D:2.4 ID:21.8)	1	
11	01547-06257	BOLT	1	
12	01547-06357	BOLT	2	
13	01550-06163	BOLT	3	
14	08331-31126	CIRCLIP	1	
15	16510-61A01	FILTER, OIL	1	



**FIG.16**

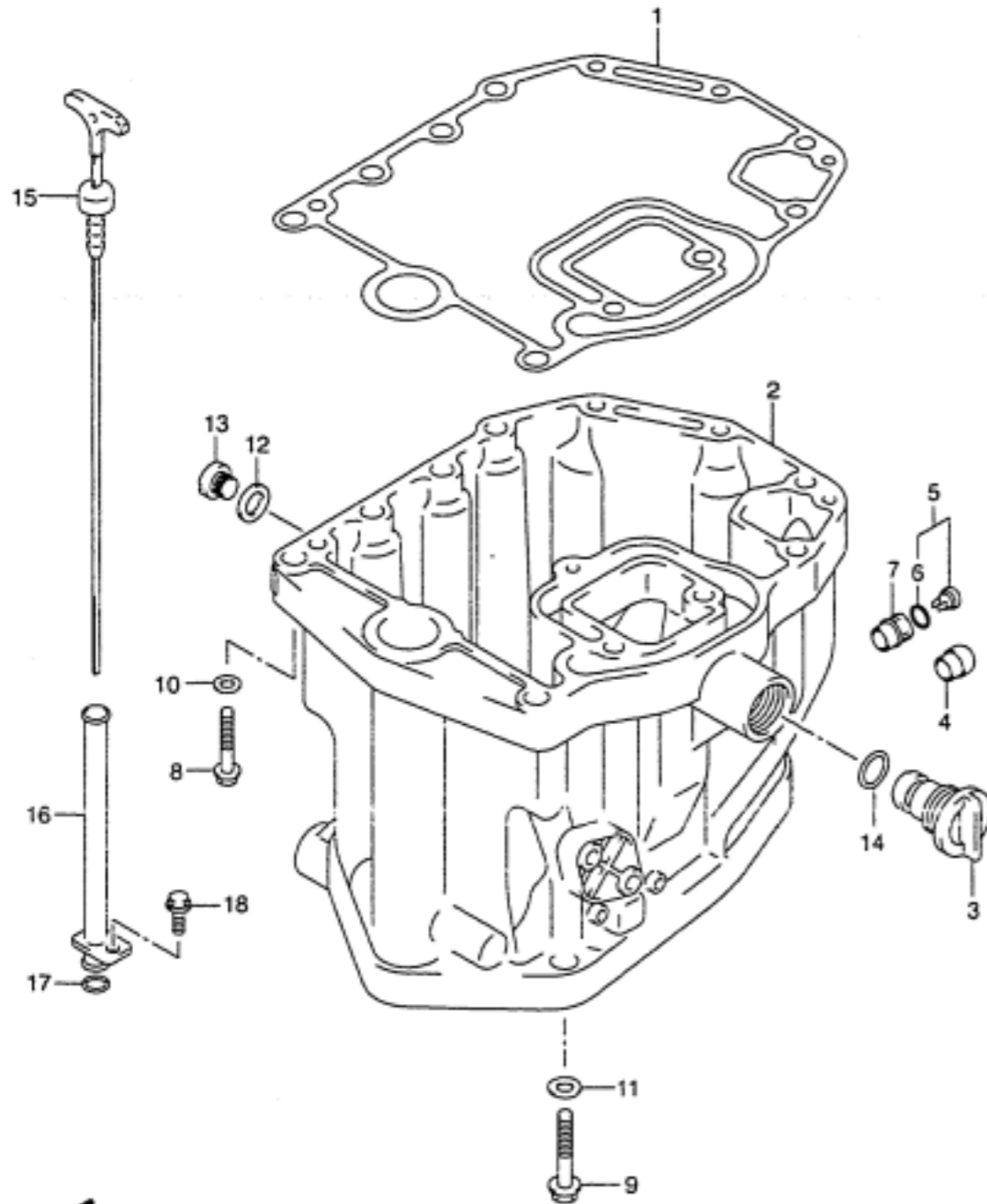


FIG.16 ( C-9) OIL PAN

REF.NO.	PART NO.	DESCRIPTION	QTY	REMARKS
1	11489-90J00	GASKET, OIL PAN	1	
2	11501-90J00-019	PAN, OIL (BLACK)	1	
3	17913-99E11	PLUG, WATER	1	
4	43112-99E00	PIPE, EXHAUST	1	
5	61150-99E00	COVER, WATER INDICATOR	1	
6	09280-09005	.O RING (D:1.9 ID:8.6)	1	
7	61155-99E01	TUBE, WATER INDICATOR	1	
8	09100-08220	BOLT (8X40)	3	
9	09100-10299	BOLT	8	
10	09160-08082	WASHER (8.5X16X1.2)	3	
11	09160-10082	WASHER (10.5X19X2.0)	8	
12	09168-12012	GASKET	1	
13	09248-12007	PLUG	1	
14	09280-13005	O RING (D:3.5 ID:12.8)	1	
15	16910-90J00	GAUGE, OIL LEVEL	1	
16	16930-90J00	GUIDE, OIL LEVEL	1	
17	09280-10016	O RING (D:1.9 ID:9.8)	1	
18	01550-06127	BOLT	1	

FIG.17

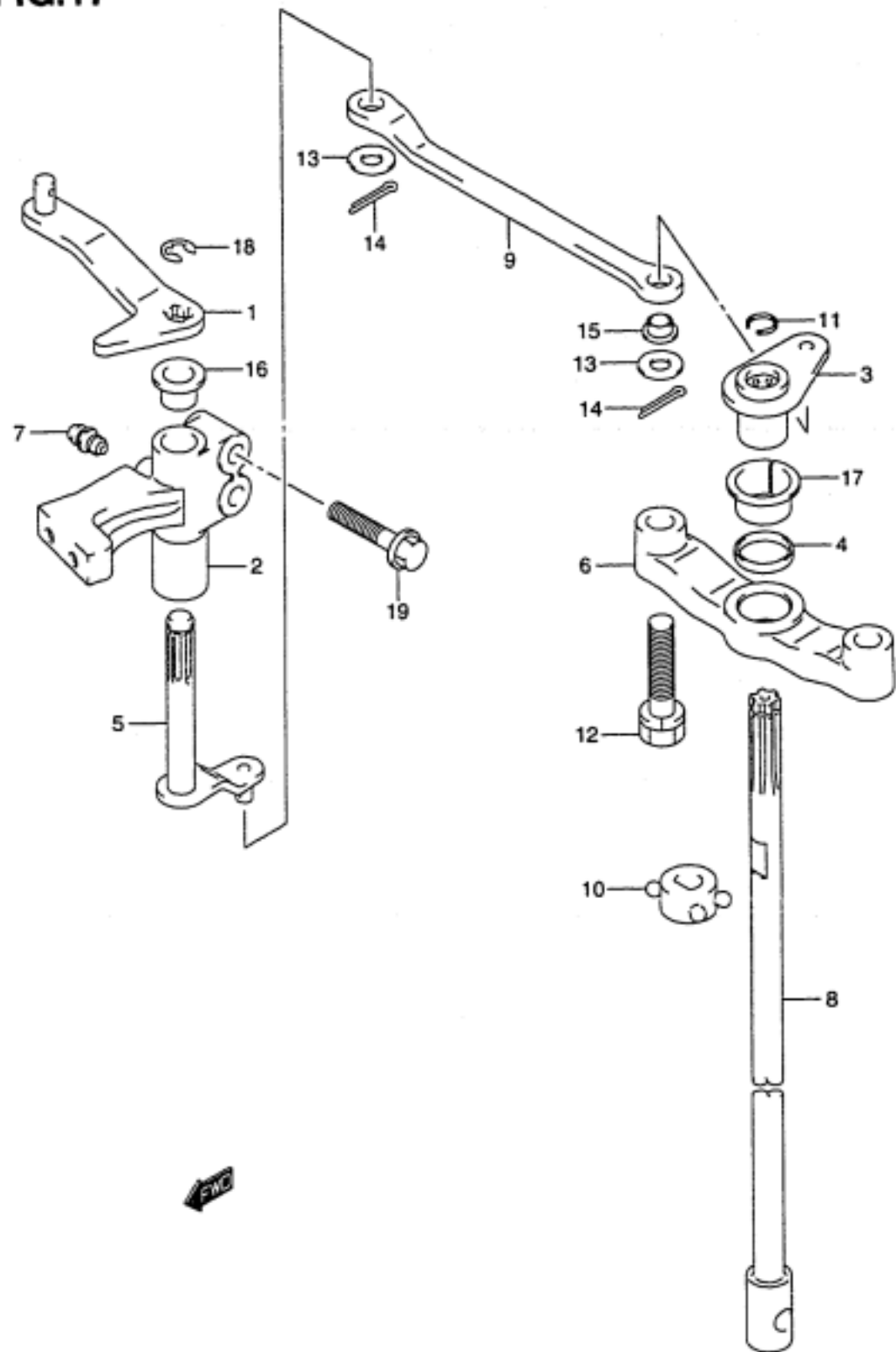


FIG.17 ( C-10)

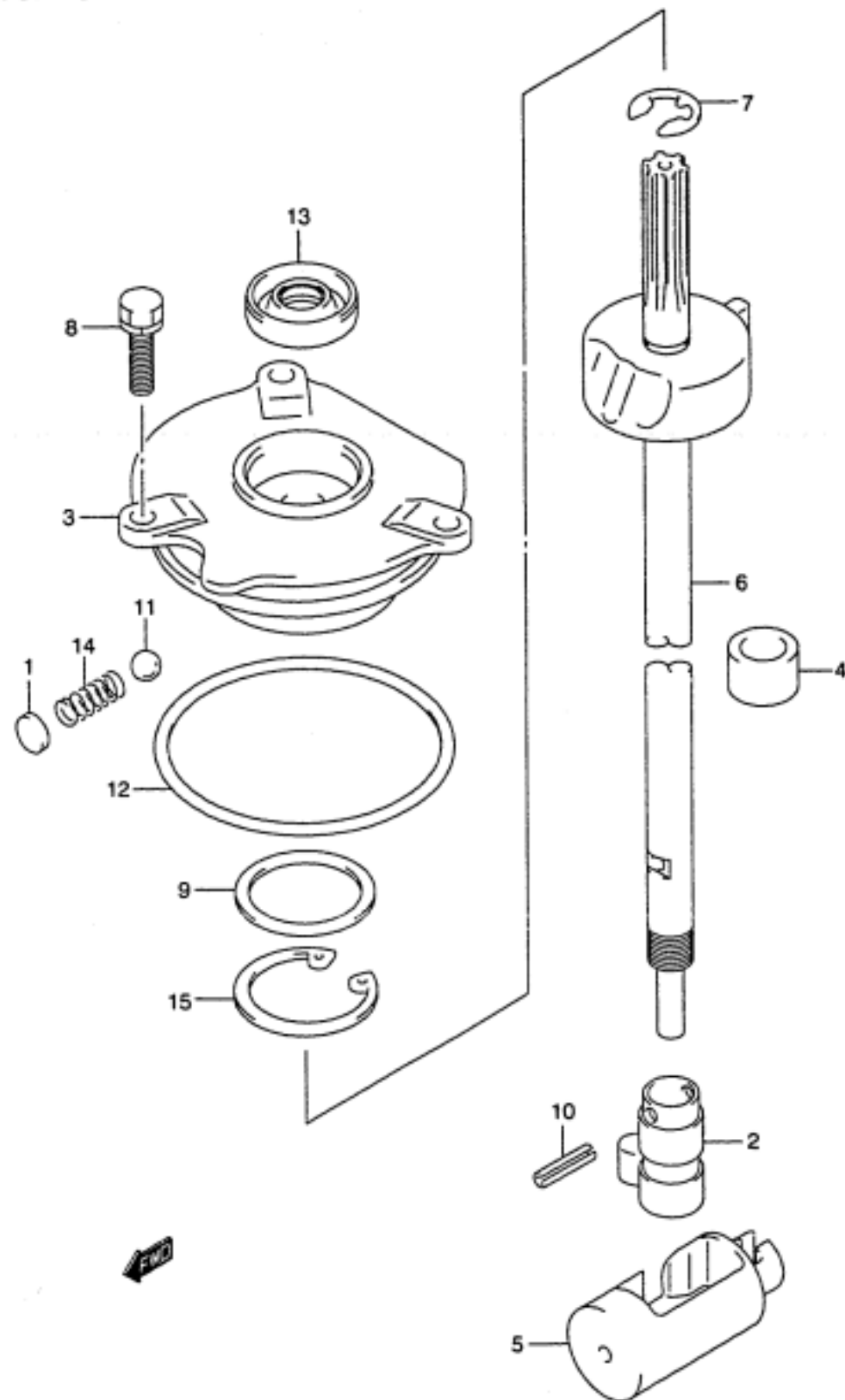
CLUTCH SHAFT

REF.NO.	PART NO.	DESCRIPTION	QTY	REMARKS
1	21110-90J00	LEVER, CLUTCH	1	
2	21151-90J00	HOLDER, CLUTCH LEVER	1	
3	21210-90J00	SHAFT, CLUTCH	1	
4	21221-90J00	BUSH, CLUTCH SHAFT HOLDER	1	
5	21230-90J00	ARM, CLUTCH SHAFT	1	
6	21311-90J00	HOLDER, CLUTCH SHAFT	1	
7	22511-99010	NIPPLE, GREASE	1	
8-1	23111-90J00	ROD, CLUTCH (L)	1	
8-2	23111-90J10	ROD, CLUTCH (UL)	1	
9	23115-90J00	LINK, CLUTCH LEVER	1	
10	23116-90J00	GUIDE, CLUTCH ROD	1	
11	23117-90J00	RING, CLUTCH ROD	1	
12	09117-08071	BOLT (8X35)	2	
13	09160-06094	WASHER (6.5X15X1.5)	2	
14	09204-01006	PIN, CLUTCH LEVER LINK	2	
15	09306-06004	BUSH, CLUTCH LEVER LINK	2	
16	09306-10001	BUSH, CLUTCH LEVER	2	
17	09306-16004	BUSH, CLUTCH SHAFT	1	
18	09383-08004	E RING	1	
19	01550-06307	BOLT, HOLDER CLUTCH LINK	2	

FIG.18

FIG.18 ( C-11)

CLUTCH ROD



REF.NO.	PART NO.	DESCRIPTION	QTY	REMARKS
1	21121-93300	PLATE, DETENT SPRING	1	
2	25131-90J00	YOKE, SHIFTER	1	
3	25141-90J00	HOUSING, SHIFT R50D GUIDE	1	
4	25232-90J00	MAGNET, GEAR CASE	1	
5	25321-90J00	SLIDER, SHIFT HORIZONTAL	1	
6-1	25350-90J00	ROD, SHIFT ASSIST (L)	1	
6-2	25350-50J10	ROD, SHIFT ASSIST (UL)	1	
7	08332-11086	.E RING	1	
8	09117-06031	BOLT (6X20)	3	
9	09160-30037	WASHER (30X38X1.9)	1	
10	09205-04014	PIN	1	
11	09260-10005	BALL	1	
12	09280-69001	O RING (D:3.1 ID:68.5)	1	
13	09283-10003	SEAL, DUST	1	
14	09440-07033	SPRING	1	
15	08331-41386	CIRCLIP	1	

**FIG.19**

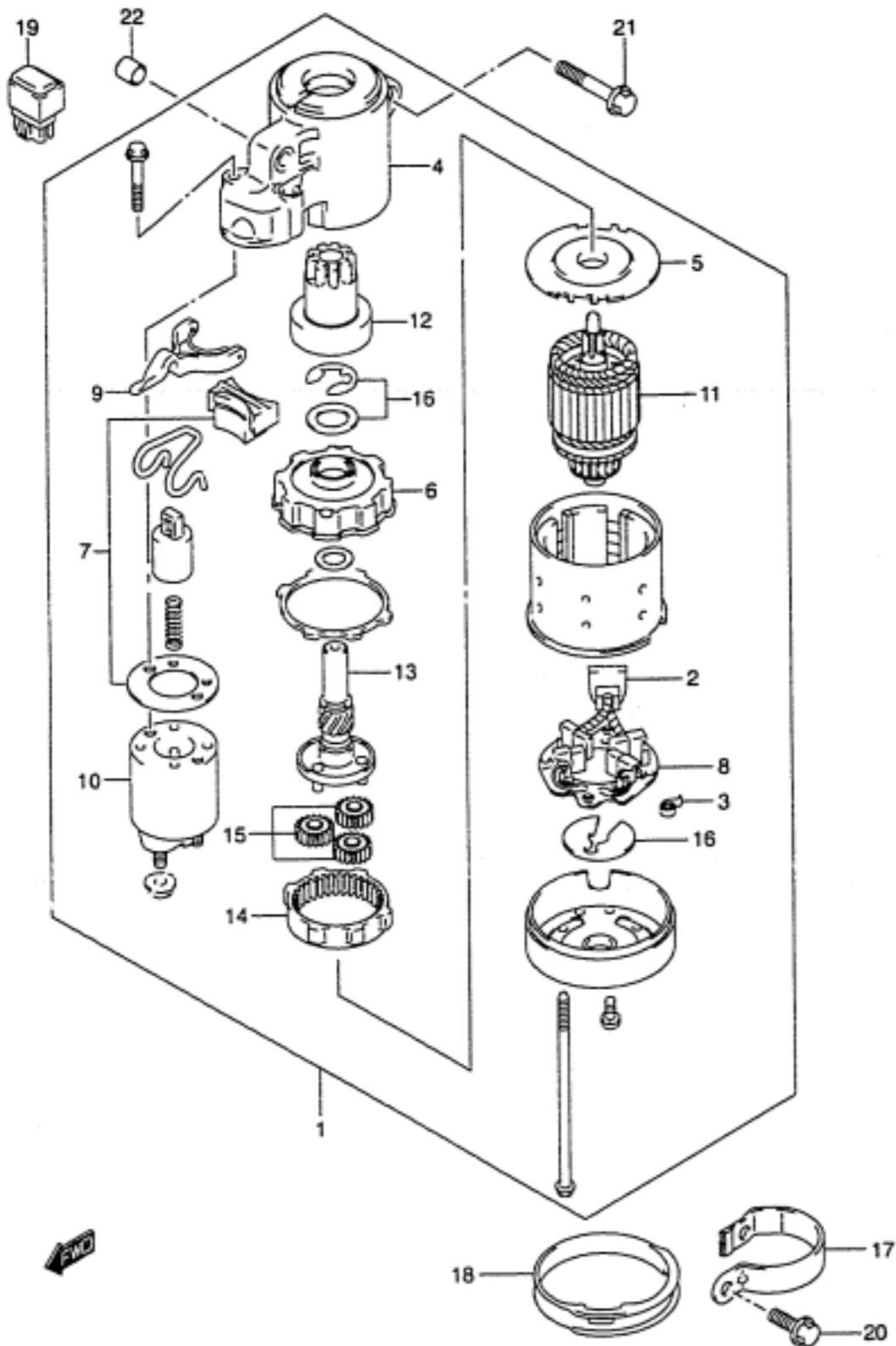
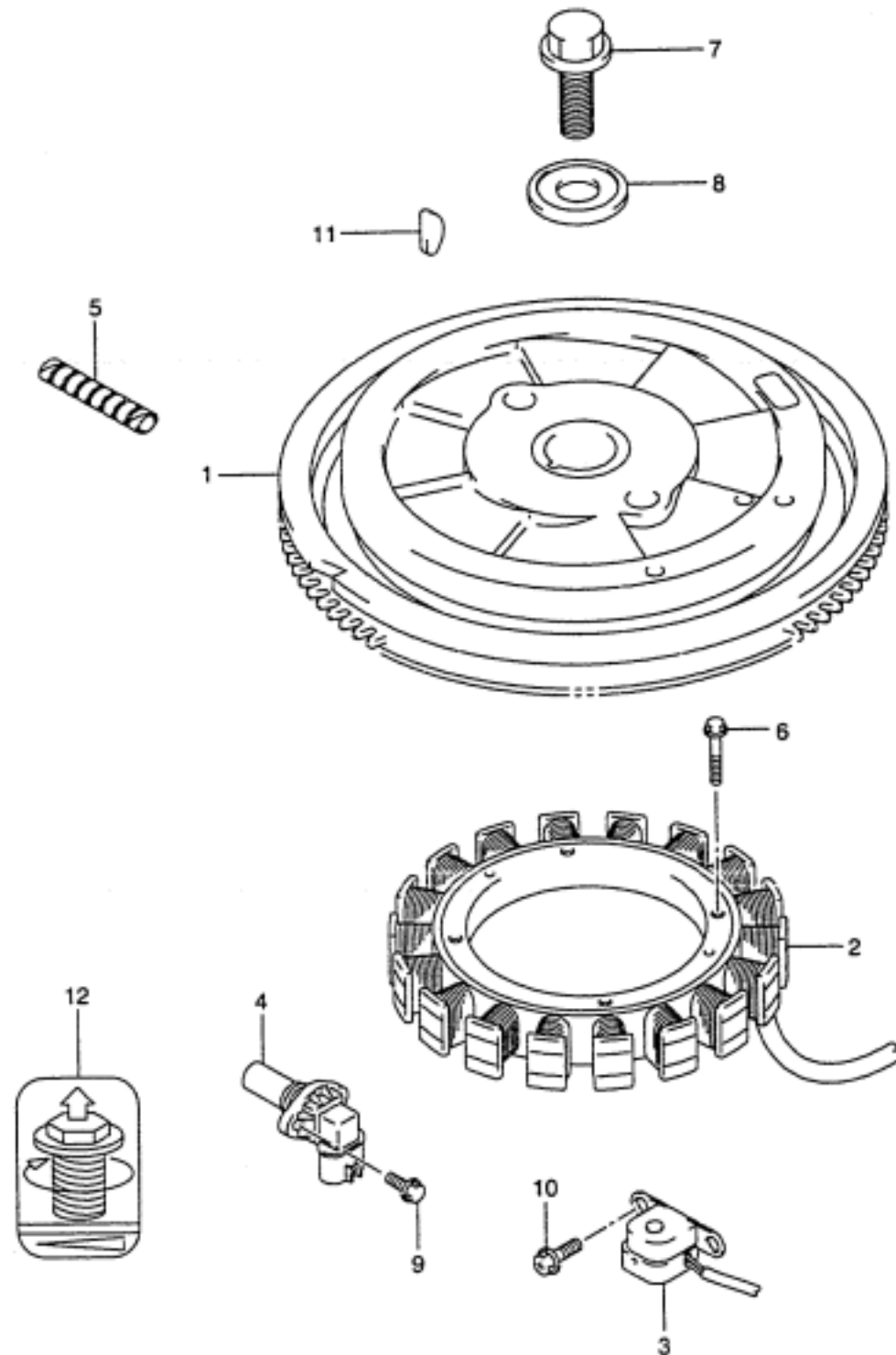


FIG.19 ( D-2)

STARTING MOTOR

REF.NO.	PART NO.	DESCRIPTION	QTY	REMARKS
1	31100-90J00	STARTING MOTOR	1	
2	31131-90J00	.BRUSH SET, PLUS	1	
3	31135-90J00	.SPRING	4	
4	31151-90J00	.CASE, GEAR	1	
5	31152-90J00	.PLATE, CENTER	1	
6	31153-90J00	.BRACKET, PLANET GEAR	1	
7	31171-90J00	.COVER KIT, DUST	1	
8	31173-90J00	.HOLDER, BRUSH	1	
9	31191-90J00	.LEVER, SHIFT	1	
10	31220-90J00	.SWITCH, MAGNET	1	
11	31310-90J00	.ARMATURE	1	
12	31320-90J00	.PINION	1	
13	31341-90J00	.SHAFT, PINION	1	
14	31343-90J00	.INTERNAL GEAR	1	
15	31344-90J00	.GEAR, PLANETARY	3	
16	31360-90J00	.WASHER SET	1	
17	31912-90J00	BAND, STARTING MOTOR	1	
18	31918-90J00	DAMPER, LOWER	1	
19	38910-92E00	RELAY, STARTING MOTOR	1	
20	01550-08207	BOLT	2	
21	01550-10507	BOLT	2	
22	04211-13149	PIN	2	

FIG.20



REF.NO.	PART NO.	DESCRIPTION	QTY	REMARKS
1	32102-90J00	FLYWHEEL	1	
2	32120-90J00	COIL, BATTERY CHARGING	1	
3	32160-87J00	COIL, IGNITION TIMING	1	
4	33220-76G01	SENSOR, CAM POSITION	1	
5	38423-95510	TUBE	1	L:150→100
6	09103-06231	BOLT (6X35)	4	
7	09103-16002	BOLT (16X45)	1	
8	09160-16047	WASHER (16.5X48.5X4.5)	1	
9	01550-06167	BOLT	1	
10	02162-05163	SCREW	2	
11	08341-31059	KEY, WOODRUFF	1	
12	32118-90J00	LABEL, MAG BOLT	1	

FIG.21

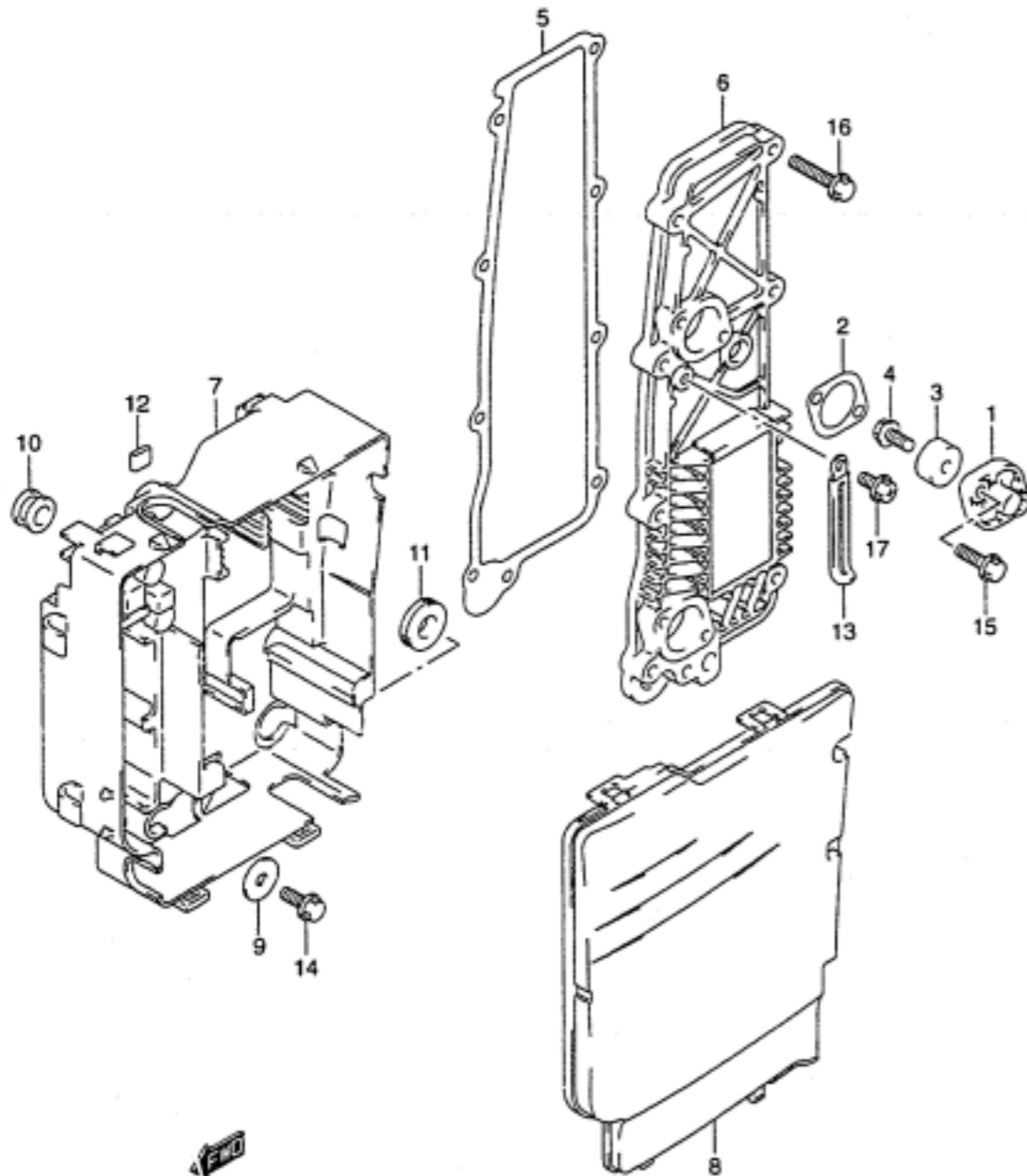


FIG.21 ( D-4) RECTIFIER

REF.NO.	PART NO.	DESCRIPTION	QTY	REMARKS
1	11261-87E10-0EP	COVER, PROTECTION ANODE (BLACK)	2	
2	11265-87E10	GASKET, PROTECTION COVER	2	
3	55321-87J00	ANODE, PROTECTION	2	
4	09128-06021	BOLT (6X14)	2	
5	14151-90J00	GASKET, RECTIFIER	1	
6	32800-90J00	RECTIFIER	1	
7	32890-90J00	HOLDER, ELECTRIC PARTS	1	
8	32891-90J00	COVER, ELECTRIC PARTS HOLDER	1	
9	09160-06054	WASHER (6.5X22X1.6)	1	
10	09320-10008	CUSHION	2	
11	09320-12011	CUSHION	1	
12	09329-01007	CUSHION	1	
13	09404-06432	CLAMP	1	
14	01550-06167	BOLT	1	
15	01550-06207	BOLT	4	
16	01550-06307	BOLT	9	
17	02162-06123	BOLT	1	



FIG.22

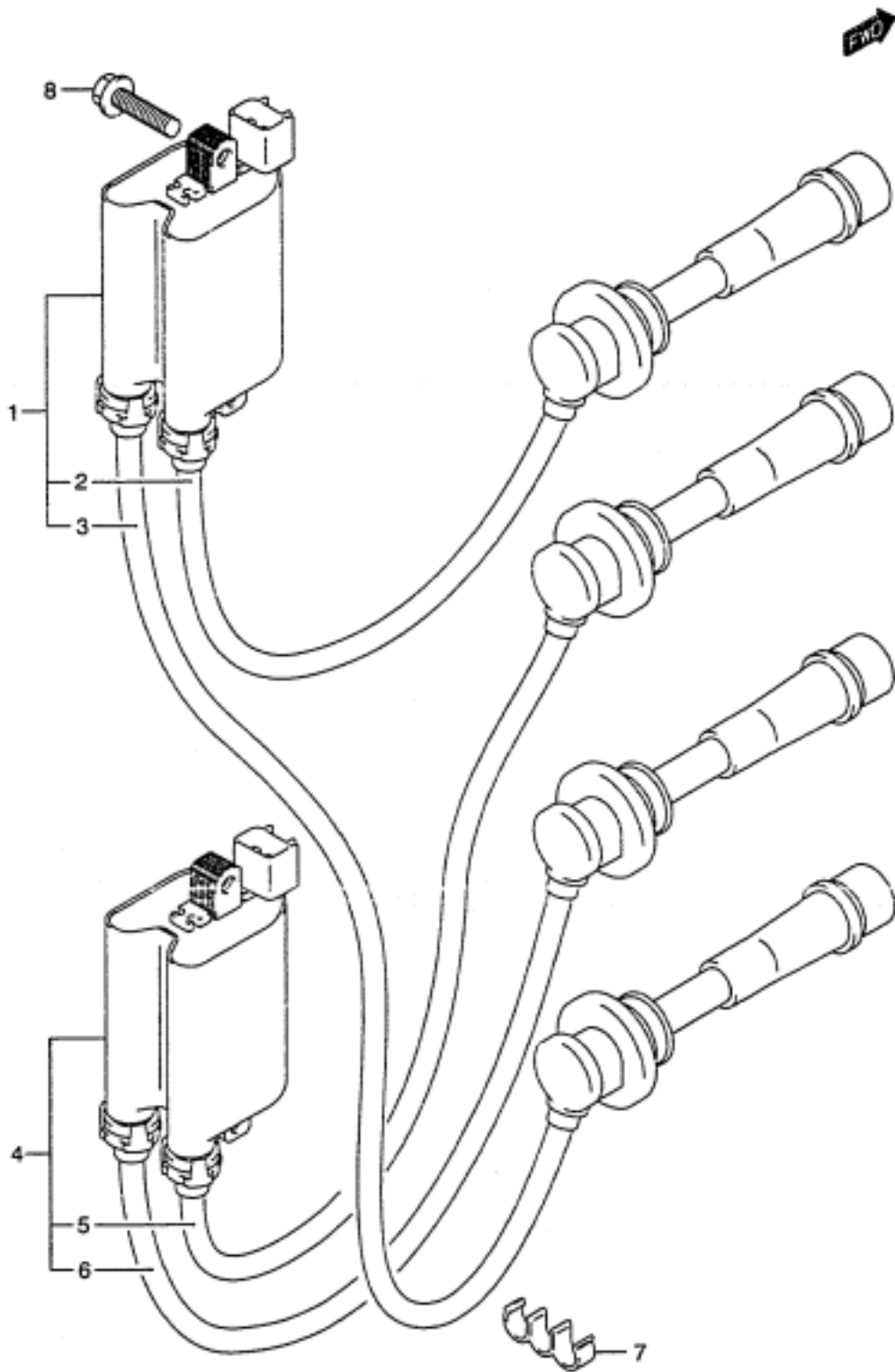


FIG.22 ( D-5)

IGNITION COIL

REF.NO.	PART NO.	DESCRIPTION	QTY	REMARKS
1	33410-90J00	COIL ASSY, IGNITION	1	
2	33710-90J00	.CORD, HIGH TENSION	1	NO.1
3	33740-90J00	.CORD, HIGH TENSION	1	NO.4
4	33420-90J00	COIL ASSY, IGNITION	1	
5	33720-90J00	.CORD, HIGH TENSION	1	NO.2
6	33730-90J00	.CORD, HIGH TENSION	1	NO.3
7	09408-00035	CLAMP	2	
8	01550-06207	BOLT	4	

FIG.23

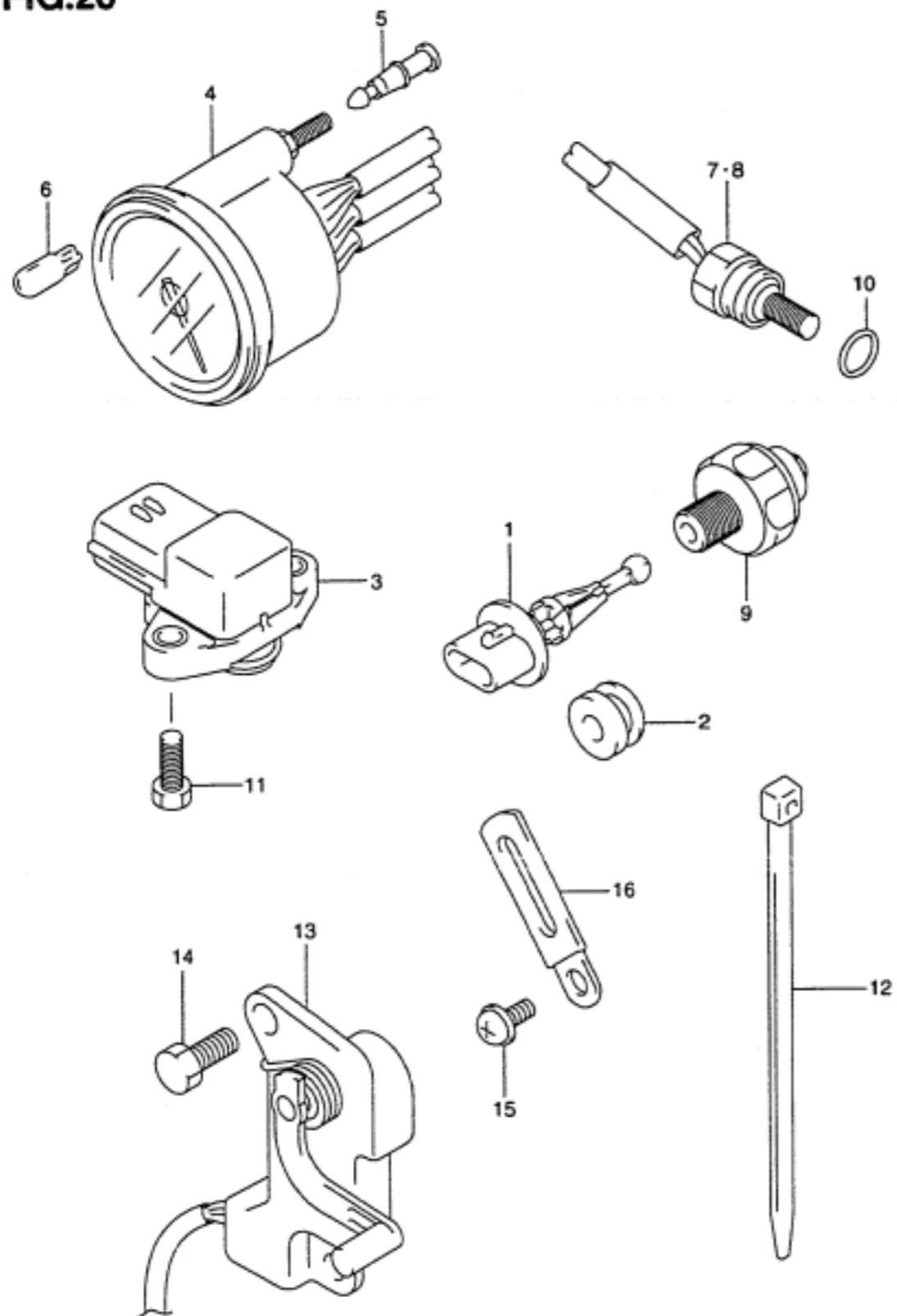


FIG.23 ( D-6)

SENSOR

REF.NO.	PART NO.	DESCRIPTION	QTY	REMARKS
1	13650-52G00	SENSOR, INLET AIR TEMP	1	
2	13655-87J00	GROMMET, AIR TEMP SENSOR	1	
3	18590-72F21	SENSOR, PRESSURE	1	
4	34200-99E00	TACHOMETER	1	
5	36615-96300	.TERMINAL, RESIN	4	
6	09471-12179	.BULB	1	
7	34830-87J00	SENSOR, EXHAUST TEMP	1	
8	34830-87J00	SENSOR, TEMP	1	
9	37820-99E00	SWITCH, OIL PRESSURE	1	
10	09280-09005	O RING	2	
11	02162-05203	SCREW	2	
12-1	09407-14403	CLAMP	1	FOR TEMP SENSOR
12-2	09407-14407	CLAMP	1	FOR TRIM SENDER
13	34801-99E01	SENDER ASSY, TRIM	1	
14	09100-06113	BOLT	2	
15	09125-06063	SCREW	1	
16	09404-06432	CLAMP	1	

**FIG.24**

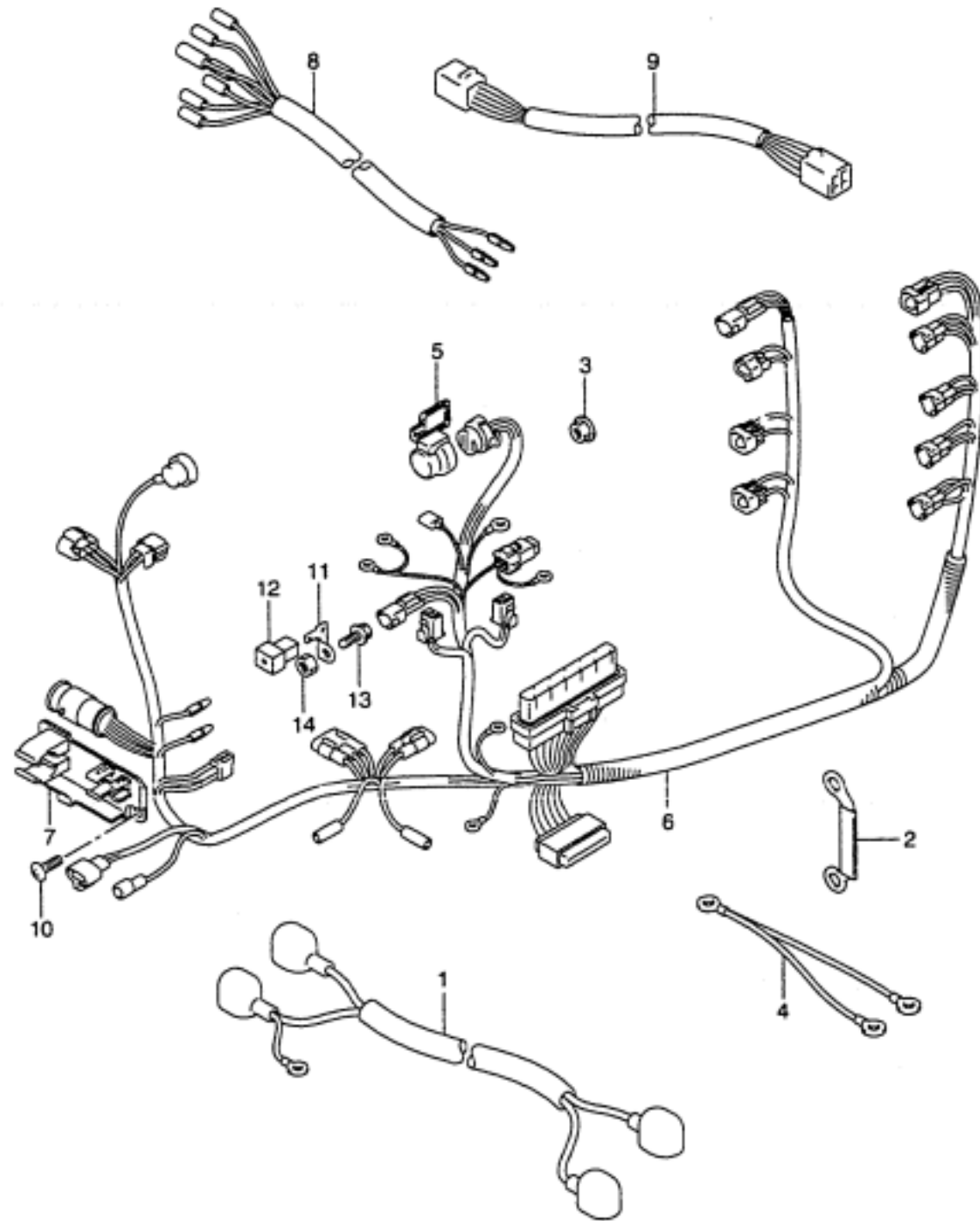


FIG.24 ( D-7)

HARNESS

REF.NO.	PART NO.	DESCRIPTION	QTY	REMARKS
1	33810-90J00	CABLE, STARTER MOTOR	1	
2	33831-90J00	PLATE, PTT RELAY	1	
3	08316-10087	NUT	1	
4	33832-90J00	CABLE, TRIM RELAY GROUND	1	
5	33634-99E00	CAP, SERVICE CONNECTOR	1	
6	36610-90J00	HARNESS, WIRING	1	
7	36616-90J00	HOLDER, REMOCON CONNECTOR	1	
8	36630-92E00	WIRE, INSTRUMENT	1	
9	36682-92E00	WIRE, MONITOR GAUGE EXT	1	
10	02142-06167	SCREW	2	
11	36865-90J00	TERMINAL, MAIN FUSE	2	
12	09481-60401	FUSE, SLOW BLOW	2	
13	01570-06127	BOLT	2	
14	08310-00067	NUT	2	

**FIG.25**

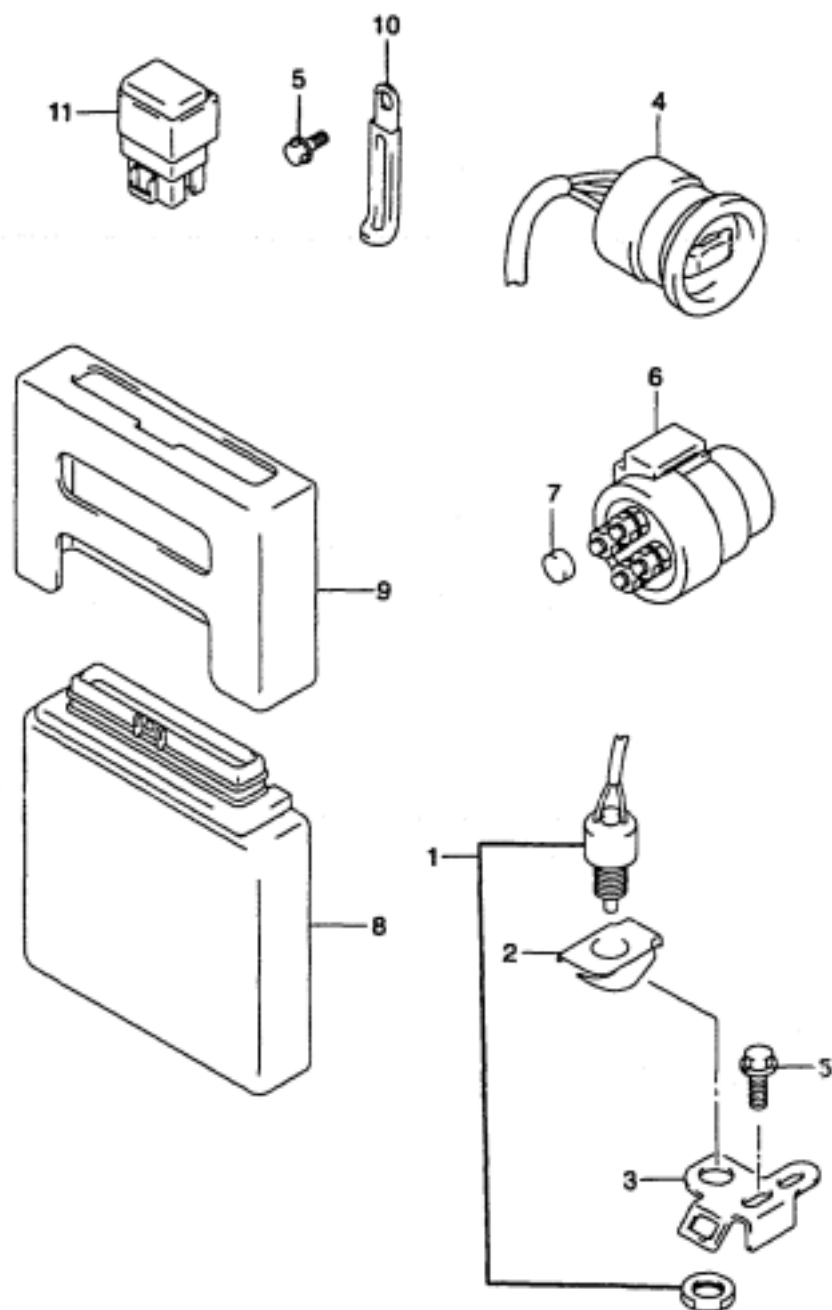


FIG.25 ( D- 8)

PTT SWITCH & ENGINE CONTROL UNIT

REF.NO.	PART NO.	DESCRIPTION	QTY	REMARKS
1	37721-99E00	SWITCH, NEUTRAL	1	
2	37725-95600	ACTUATOR, NEUTRAL SW	1	
3	37726-90J00	BRACKET, NEUTRAL SW	1	
4	37850-99E00	SWITCH, PTT	1	
5	01550-06167	BOLT	2	
6	38410-94551	RELAY, PTT	2	
7	09251-09002	CAP	4	
8-1	33920-90J00	UNIT, ENGINE CONTROL	1	DF90
8-2	33920-90J10	UNIT, ENGINE CONTROL	1	DF115
9	33925-87J00	CUSHION, ENGINE CONTROL UNIT	1	
10	09404-06432	CLAMP	2	
11	38910-92E00	RELAY, ENGINE CONTROL UNIT	1	

**FIG.26**

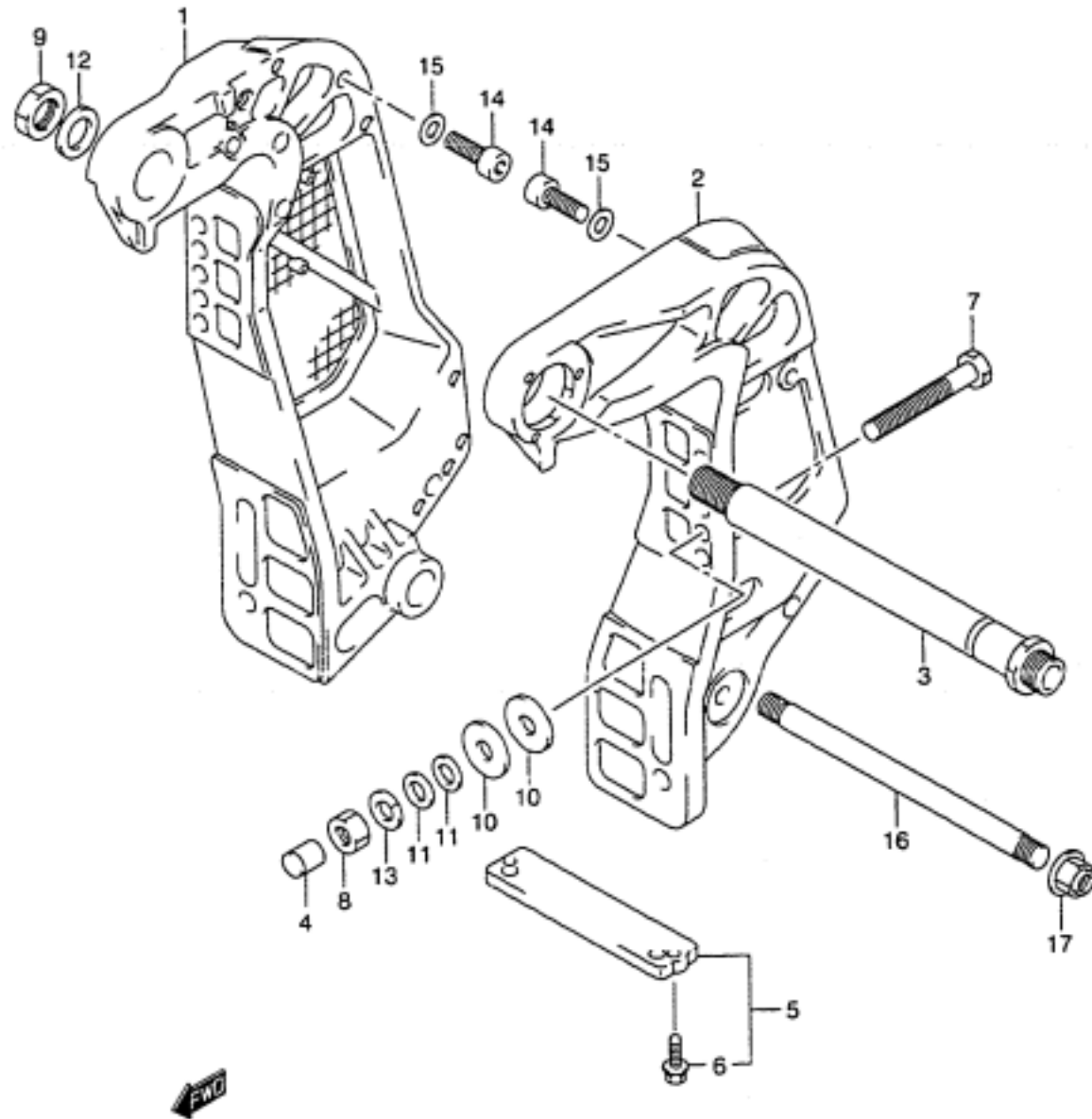


FIG.26 ( E-2)

CLAMP BRACKET

REF.NO.	PART NO.	DESCRIPTION	QTY	REMARKS
1	41111-90J02-0EP	BRACKET, CLAMP STBD (BLACK)	1	
2	41121-90J02-0EP	BLACKET, CLAMP PORT (BLACK)	1	
3	41130-95540	SHAFT, CLAMP BRKT	1	
4	41153-94500	CAP, TRANSOM BOLT	4	
5	55320-94900	ZINC, PROTECTION	1	
6	09116-06121	.BOLT (6X25)	2	
7	09100-12045	BOLT (12X115)	4	
8	09140-12028	NUT	4	
9	09159-22006	NUT	1	
10	09160-12044	WASHER (12.5X35X3.2)	4	
11	09160-12066	WASHER (12.5X22X2.5)	4	
12	09160-22033	WASHER (22.5X38X1.0)	1	
13	09162-12005	WASHER, LOCK (12.2X21.5X3.0)	4	
14	09106-10065	BOLT (10X20)	2	
15	09160-10082	WASHER (10.5X19X2.0)	2	
16	45421-90J00	PIN, TILT LOCK	1	OPT
17	09159-14020	NUT	2	OPT

**FIG.27**

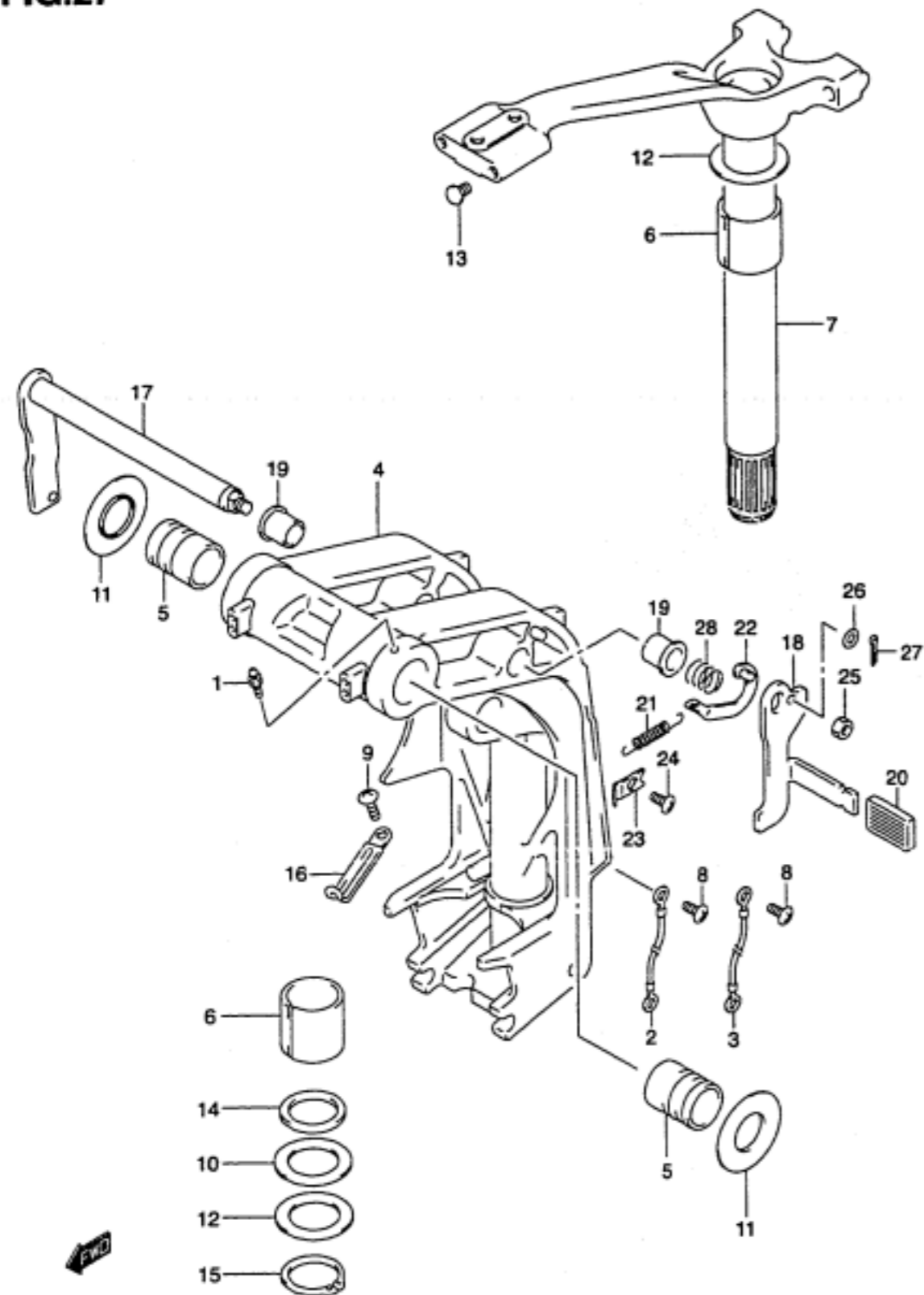


FIG.27 ( E-3)

SWIVEL BRACKET

REF.NO.	PART NO.	DESCRIPTION	QTY	REMARKS
1	22511-99010	NIPPLE, GREASE	5	
2	36894-95201	LEAD (CLAMP TO SWIVEL)	1	
3	36894-87D00	LEAD (SWIVEL TO HOUSING)	1	
4-1	43111-99E30-0EP	BRACKET, SWIVEL (BLACK)	1	TYPE:L
4-2	43111-90J01-0EP	BRACKET, SWIVEL (BLACK)	1	TYPE:UL
5	43211-87D00	BUSH, CLAMP SHAFT SWIVEL	2	
6	43711-97E00	BUSH, STEERING	2	
7-1	43750-90J00-0EP	BRACKET, STEERING (BLACK)	1	TYPE:L
7-2	43750-90J10-0EP	BRACKET, STEERING (BLACK)	1	TYPE:UL
8	09125-05050	SCREW (5X8)	3	
9	09125-06063	SCREW (6X10)	2	
10	09160-39001	WASHER (39.5X64X1.0)	2	
11	09169-28003	WASHER	2	
12	09181-39001	SHIM (39.5X64X0.3)	4	
13	09250-10001	PLUG	2	
14	09282-39001	SEAL, OIL	1	
15	09380-38003	CIRCLIP	1	
16	09404-06432	CLAMP	2	
17	41220-90J00	LEVER, TILT LOCK	1	
18	41221-95E40	LEVER, TILT LOCK PORT	1	
19	41224-95E01	BUSH, TILT STOPPER ROD	2	
20	41225-94400	RUBBER, TILT LOCK LEVER	1	
21	41228-90J00	SPRING, TILT LOCK LEVER	1	
22	41230-95E00	LINK, TILT LOCK LEVER	1	
23	41233-95E10	BRACKET, TILT LOCK SPRING	1	
24	09125-06063	SCREW (6X10)	1	
25	09140-10032	NUT	1	
26	09160-06082	WASHER (6.5X13X1.0)	1	
27	09204-01006	PIN, COTTER	1	
28	09440-19028	SPRING	1	

FIG.28

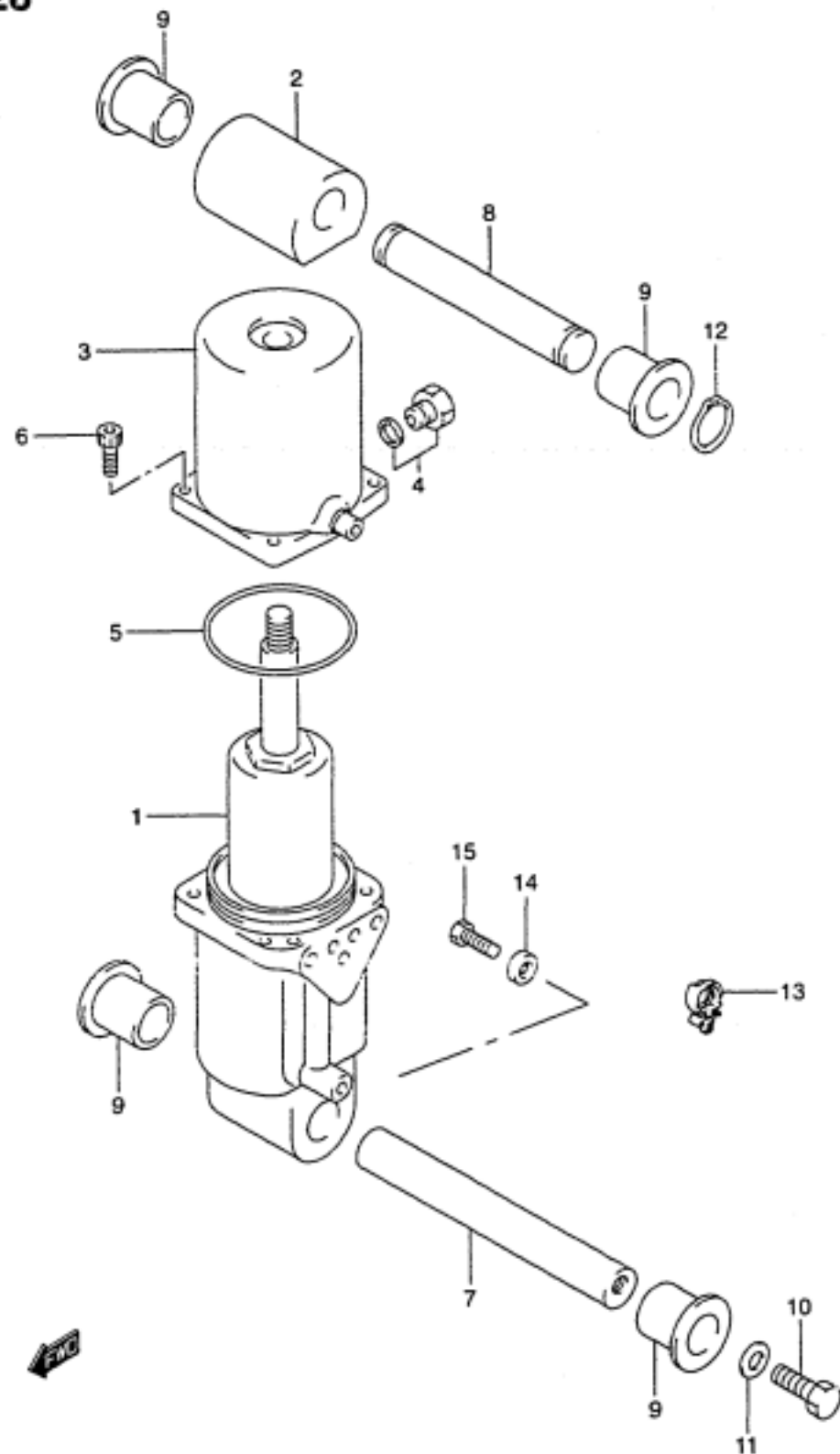


FIG.28 ( E-4)

TRIM CYLINDER

REF.NO.	PART NO.	DESCRIPTION	QTY	REMARKS
1	48400-90J00	MANIFOLD ASSY	1	
2	48611-90J00	JOINT, METAL	1	
3	48571-90J00	TANK	1	
4	48572-87J10	PLUG	1	
5	48557-90J00	O RING	1	
6	48862-87J10	BOLT	4	
7	48121-90J00	SHAFT, TILT CYL LOWER	1	
8	48321-90J00	SHAFT, TILT CYL UPPER	1	
9	48326-95E00	BUSH	4	
10	09100-10220	BOLT (10X35)	2	
11	09160-10081	WASHER (10X20X3.0)	2	
12	09380-22015	CIRCLIP	2	
13	09403-20308	CLIP	1	
14	55321-87J00	ANODE, PROTECTION	1	
15	09128-06021	BOLT (6X14)	1	

FIG.29

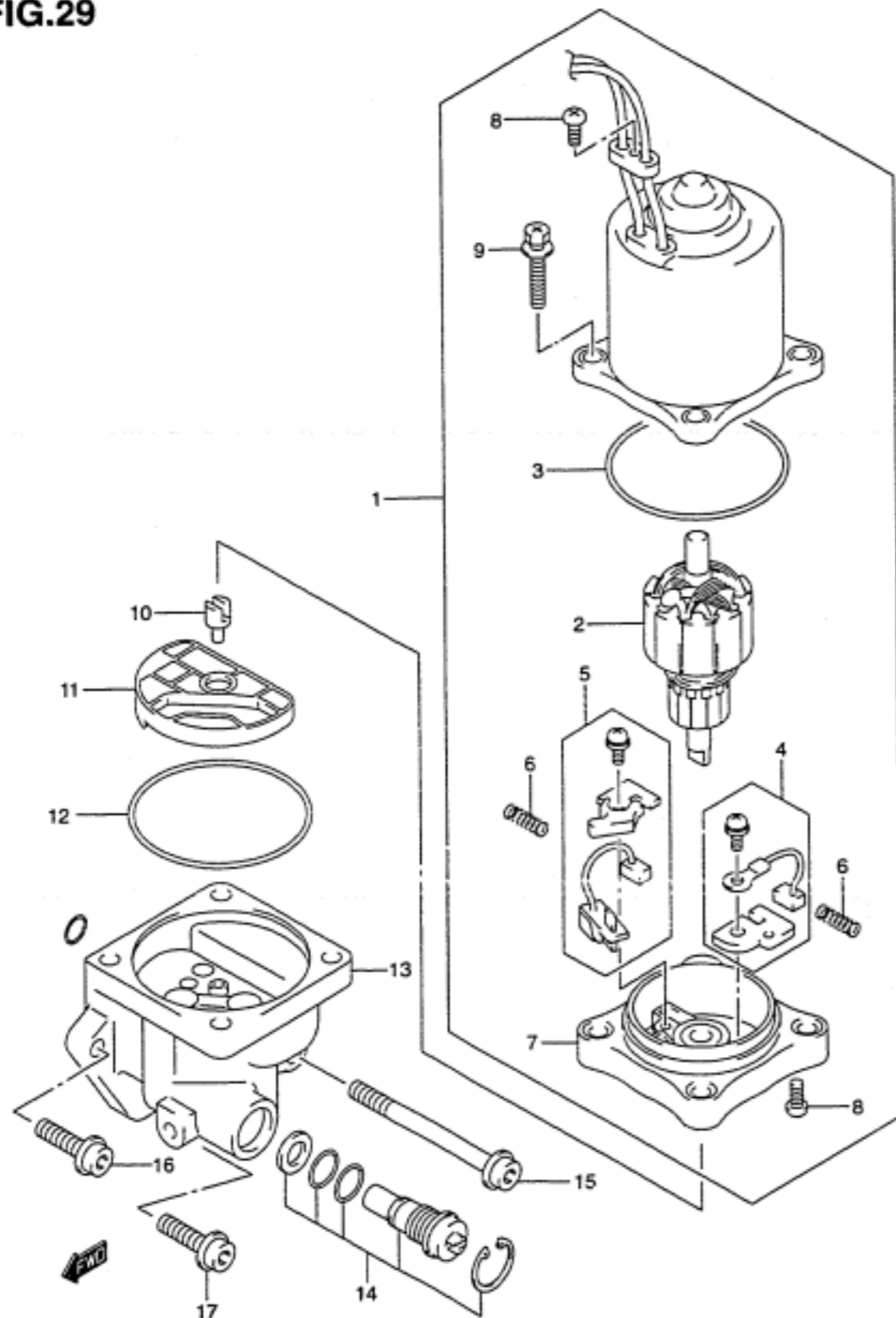


FIG.29 ( E-5)

PTT MOTOR

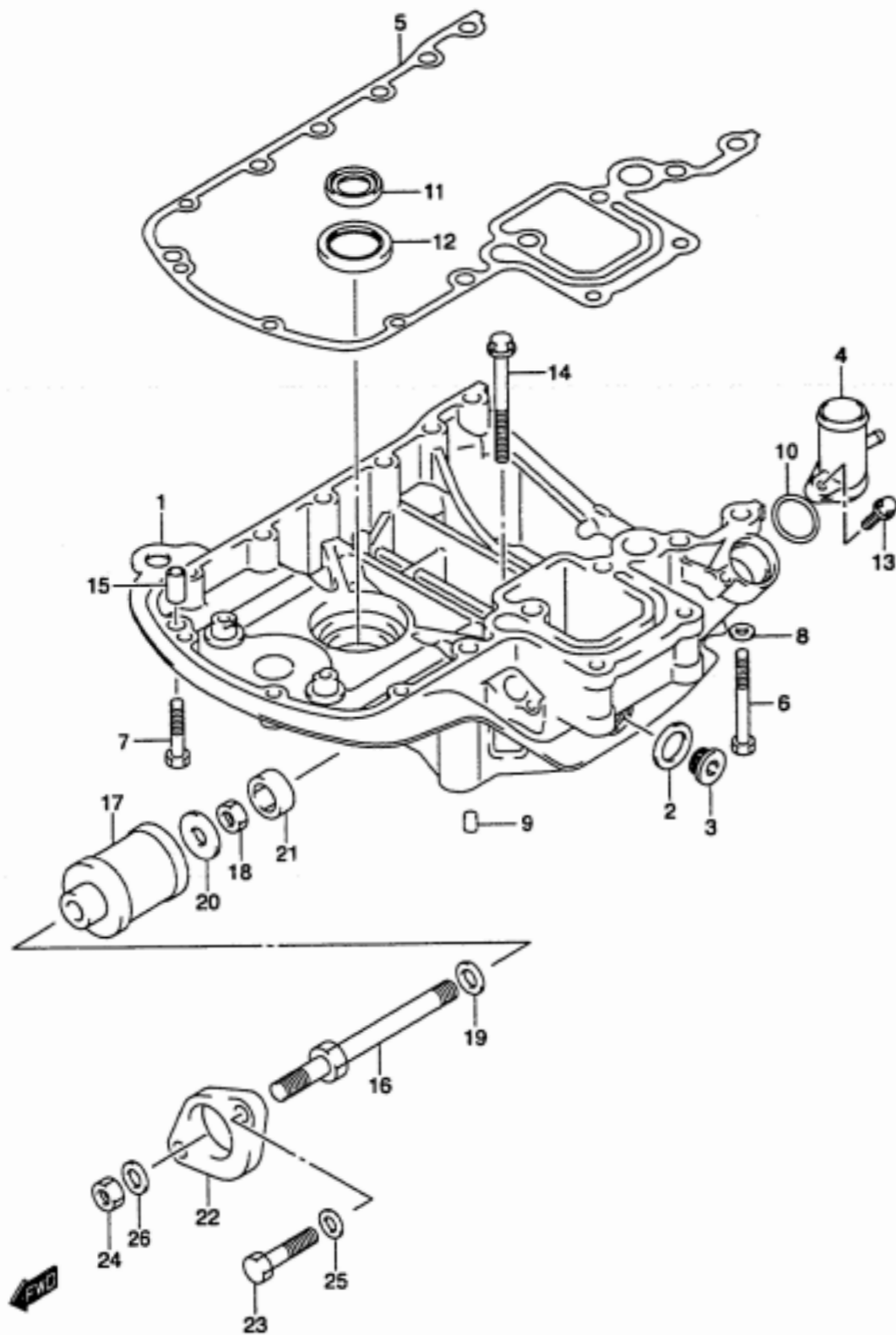
REF.NO.	PART NO.	DESCRIPTION	QTY	REMARKS
1	38100-90J00	MOTOR ASSY, PTT	1	
2	31311-90J00	.ARMATURE	1	
3	31123-94900	.O RING	1	
4	31133-90J00	.BRUSH ASSY	1	
5	31136-90J00	.BREAKER ASSY	1	
6	31135-94900	.SPRING	2	
7	31173-94900	.HOLDER, BRUSH	1	
8	31111-94900	.SCREW	3	
9	31281-90J00	.BOLT	4	
10	48583-95E00	JOINT	1	
11	48582-95E00	FILTER	1	
12	48557-90J00	O RING	1	
13	48502-90J00	PUMP ASSY	1	
14	48864-90J00	VALVE, MANUAL	1	
15	48862-90J00	BOLT	1	
16	48862-90J10	BOLT	1	
17	48862-90J20	BOLT	1	



**FIG.30**

FIG.30 ( E- 6)

ENGINE HOLDER

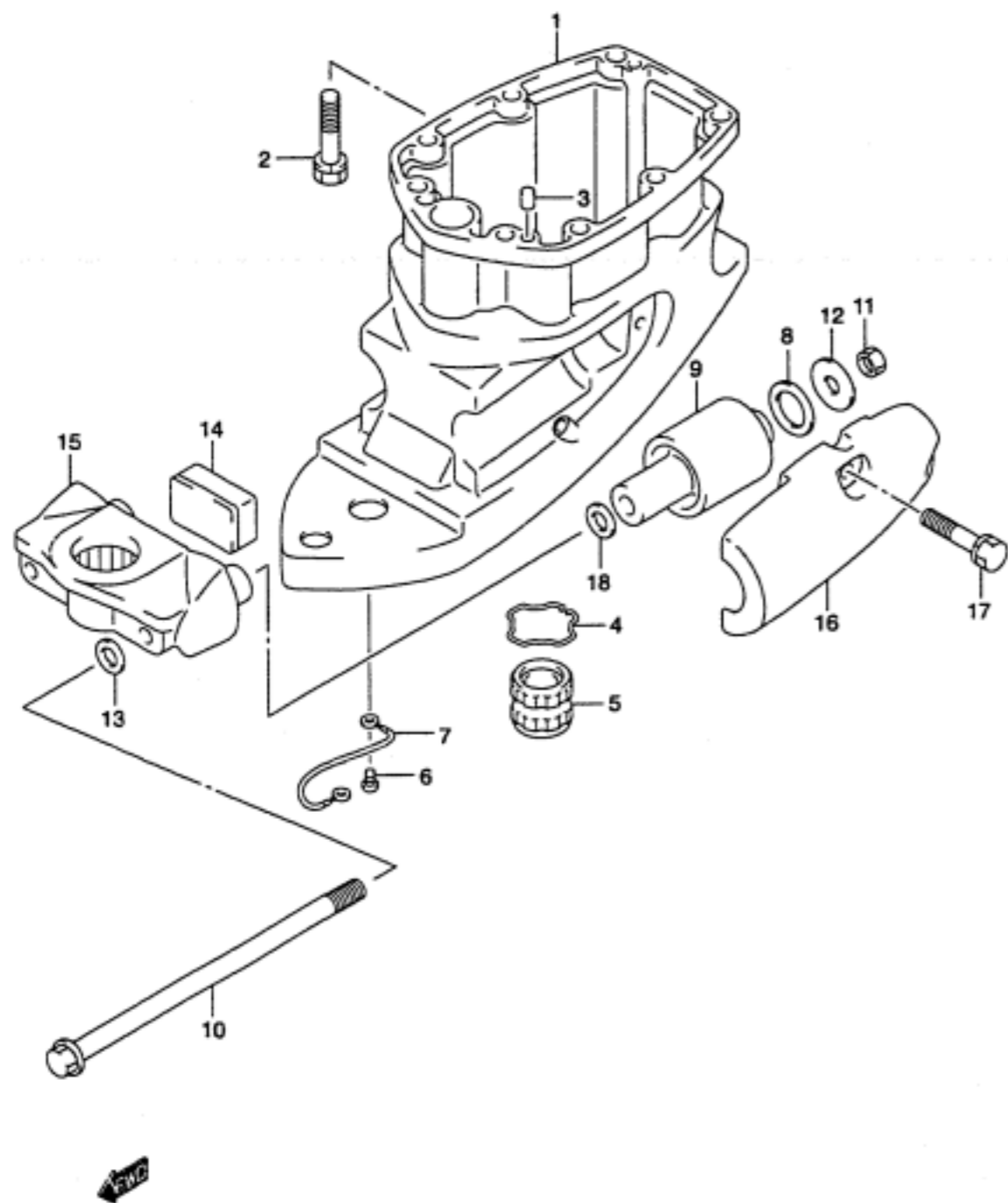


REF.NO.	PART NO.	DESCRIPTION	QTY	REMARKS
1	51110-90J00-0EP	HOLDER, ENGINE (BLACK)	1	
2	09160-18031	.GASKET (18.5x28x2.6)	1	
3	09248-18006	.PLUG	1	
4	51115-90J00	UNION, WATER RETURN	1	
5	51211-90J00	GASKET, ENGINE HOLDER	1	
6	09100-08210	BOLT (8X70)	4	
7	09100-08220	BOLT (8X40)	4	
8	09160-08082	WASHER (8.5X16X1.2)	8	
9	09206-08001	PIN	2	
10	09280-26006	O RING	1	
11	09282-24003	SEAL, OIL	2	
12	09283-32044	SEAL, OIL	1	
13	01550-06257	BOLT	1	
14	01550-08857	BOLT	1	
15	04211-11129	PIN	3	
16	54112-90J00	BOLT, UPPER MOUNT	2	
17	54130-90J00	MOUNT, UPPER	2	
18	09140-12029	NUT	2	
19	09160-12099	WASHER	2	
20	09160-12097	WASHER	2	
21	54125-90J00	MOUNT, UPPER THRUST REVERSE	2	
22	54148-90J01-0EP	COVER, UPPER MOUNT (BLACK)	2	
23	09100-10157	BOLT (10X45)	4	
24	09140-12029	NUT	2	
25	09160-10082	WASHER (10.5X19X2.0)	4	
26	09164-13007	WASHER (12.5X22X2.5)	2	

**FIG.31**

FIG.31 ( E- 7)

DRIVE SHAFT HOUSING



REF.NO.	PART NO.	DESCRIPTION	QTY	REMARKS
1-1	52111-90J00-0EP	HOUSING, DRIVE SHAFT (BLACK)	1	TYPE:L
1-2	52111-90J10-0EP	HOUSING, DRIVE SHAFT (BLACK)	1	TYPE:UL
2	09117-10034	BOLT (10X45)	8	
3	09202-08006	PIN, KNOCK	2	
4	09387-45001	CIRCLIP	1	TYPE:UL
5	57130-94501	BUSH, DRIVE SHAFT	1	TYPE:UL
6	09125-06063	SCREW (6X10)	1	
7	36895-87D01	LEAD	1	
8	54121-87D00	DAMPER, REVERSE STOPPER LOWER	2	
9	54160-90J00	MOUNT, LOWER	2	
10	09100-12079	BOLT (12X231)	2	
11	09159-12014	NUT	2	
12	09160-12065	WASHER (12X40X3.0)	2	
13	09160-12066	WASHER (12.5X22X2.5)	2	
14	54151-90J00	MOUNT, LOWER THRUST	1	
15	54211-90J00-0EP	BRACKET, LOWER MOUNT (BLACK)	1	
16	54221-90J00-0EP	COVER, LOWER MOUNT (BLACK)	2	
17	09117-10034	BOLT (10X45)	6	
18	09160-12098	WASHER (12.5X30X2.5)	2	

FIG.32

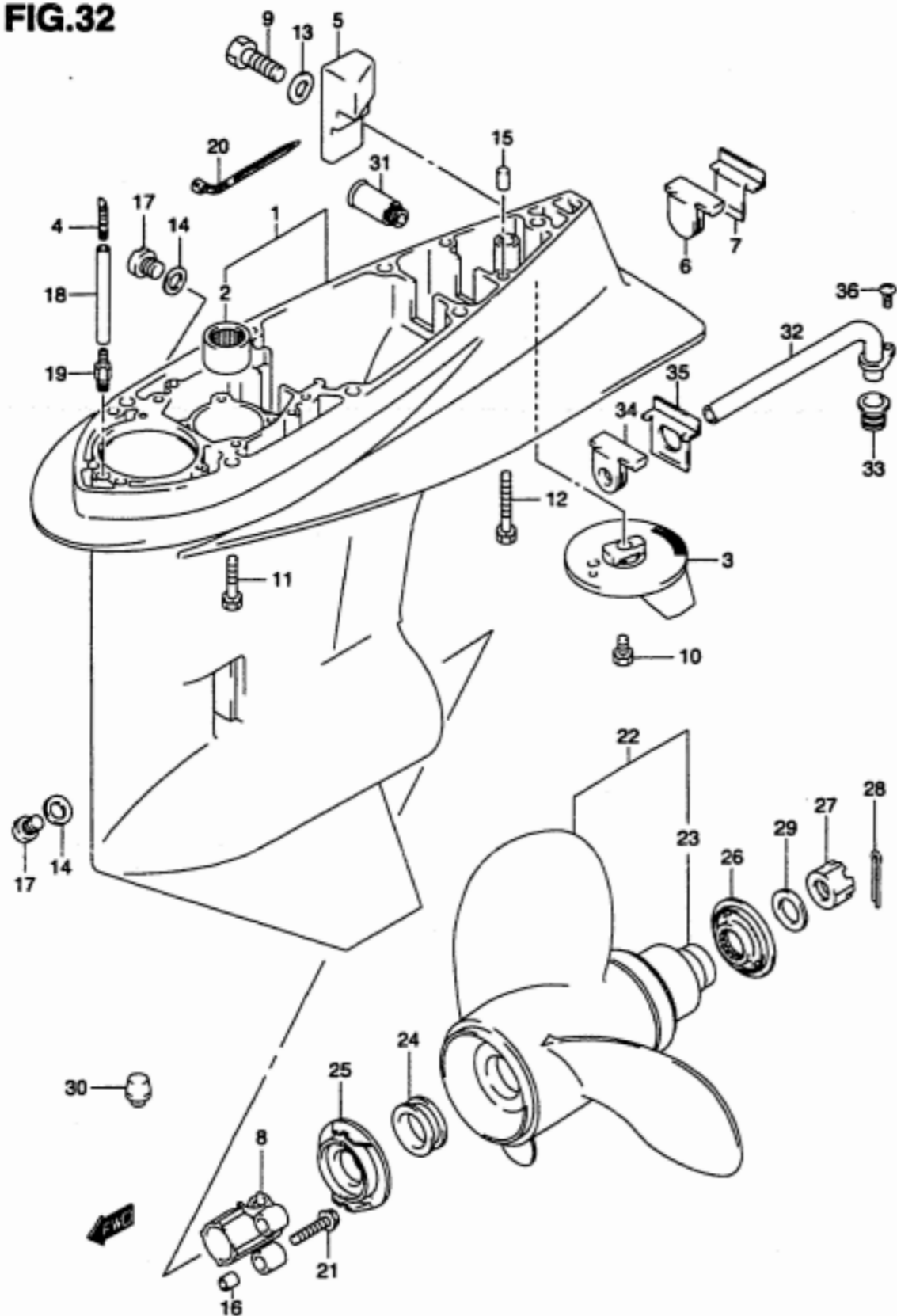


FIG.32 ( E- 8)

GEAR CASE

REF.NO.	PART NO.	DESCRIPTION	QTY	REMARKS
1	55110-90J01-0EP	CASE, GEAR (BLACK)	1	
2	09263-28016	.BEARING, PINION	1	
3	55125-90J01	TAB, TRIM	1	
4	55127-87D00	UNION, SPEEDOMETER HOSE	1	
5	55321-90J00	ANODE, GEAR CASE	1	
6	55332-87D10	RUBBER, EXHAUST SEAL	1	
7	55333-87D10	PLATE, EXHAUST SEAL	1	
8	56145-90J10	HOUSING, SHIFT CAM	1	
9	09100-06131	BOLT (6X12)	1	
10	09116-08103	BOLT, TRIM TAB (8X22)	1	
11	09117-10038	BOLT (10X55)	6	
12	09117-10039	BOLT (10X80)	1	
13	09160-06085	WASHER (6.5X15X1.0)	1	
14	09168-10022	GASKET, DRAIN PLUG	2	
15	09202-08006	PIN	2	
16	09206-09012	PIN	2	
17	09248-10008	PLUG, DRAIN	2	
18-1	09355-40805-00B	HOSE	1	TYPE:L L:2000→940
18-2	09355-40805-00B	HOSE	1	TYPE:UL L:2000→1100
19	09362-09008	NIPPLE	1	
20	09407-14403	CLAMP	3	
21	01550-06257	BOLT	3	
22-1	58100-90J00-019	PROPELLER (3X14X17)	1	
22-2	58100-90J10-019	PROPELLER (3X14X19)	1	
22-3	58100-90J20-019	PROPELLER (3X14X21)	1	
22-4	58100-90J30-019	PROPELLER (3X14X23)	1	
23	58120-90J00	.BUSH	1	W/REF.NO.22
24	57632-90J00	SPACER, PROPELLER STOPPER	1	

**FIG.32**

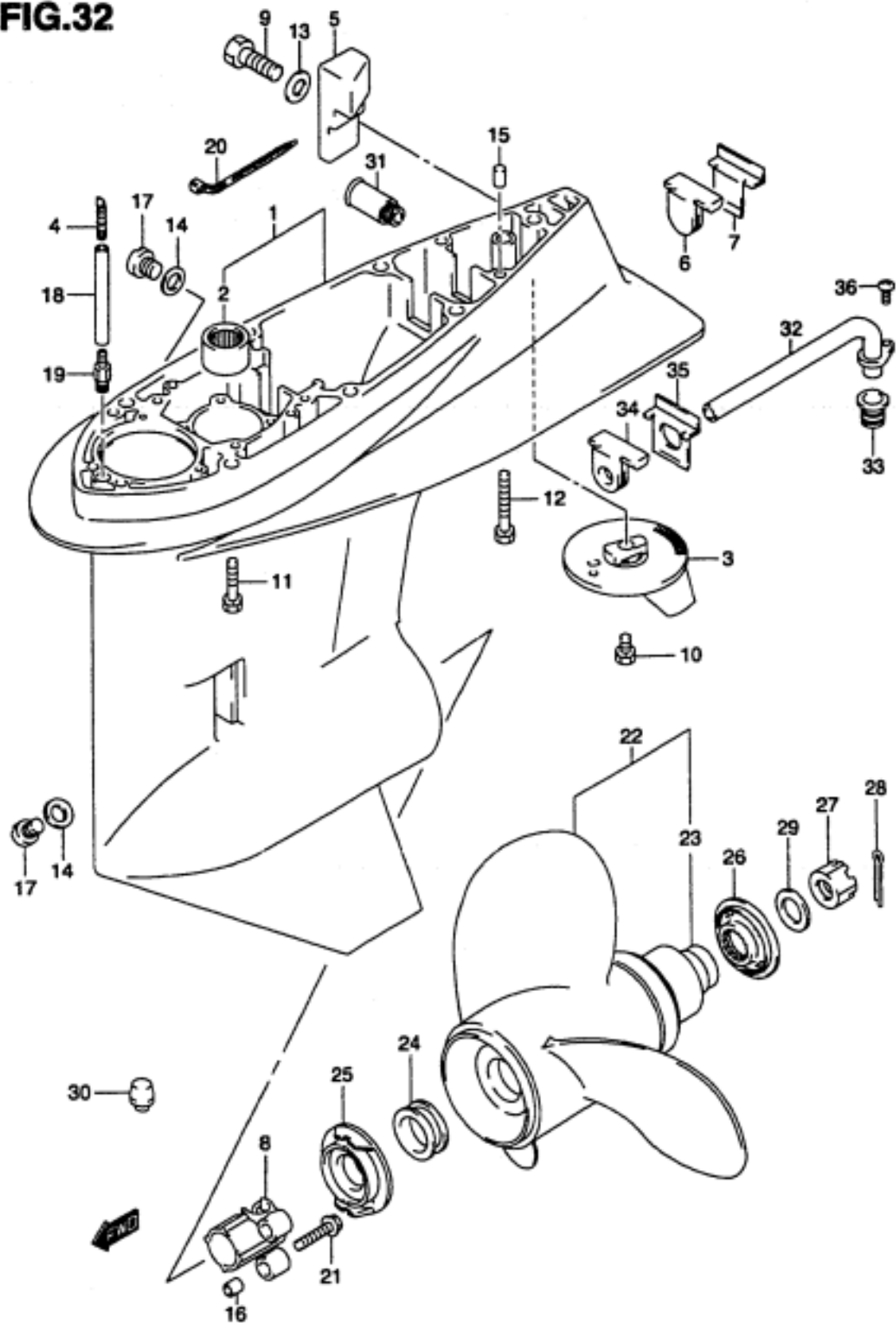


FIG.32 ( E- 9)

GEAR CASE

REF.NO.	PART NO.	DESCRIPTION	QTY	REMARKS
25	57635-90J00	STOPPER, PROPELLER BUSH	1	
26	57633-90J00	SPACER	1	
27	09141-18005	NUT	1	
28	09204-03003	COTTER PIN (L:25)	1	
29	09160-18028	WASHER (18.5X31X1.0)	1	
30	55116-87E00	PLUG	1	OPT
31	55182-95200	ATTACHMENT, FLUSH HOSE FOR USA	1	OPT
32	17500-99E00	TUBE KIT, SUB WATER	1	OPT
33	17563-99E00	.BUSH, SUB WATER TUBE	1	
34	55332-87D00	.RUBBER, EXHAUST SEAL	1	
35	55333-87D02	.PLATE, EXHAUST SEAL	1	
36	09125-06069	.SCREW	1	
37	25700-90J00	SEALING KIT, GEAR CASE	1	OPT NOT SHOWN

**FIG.33**

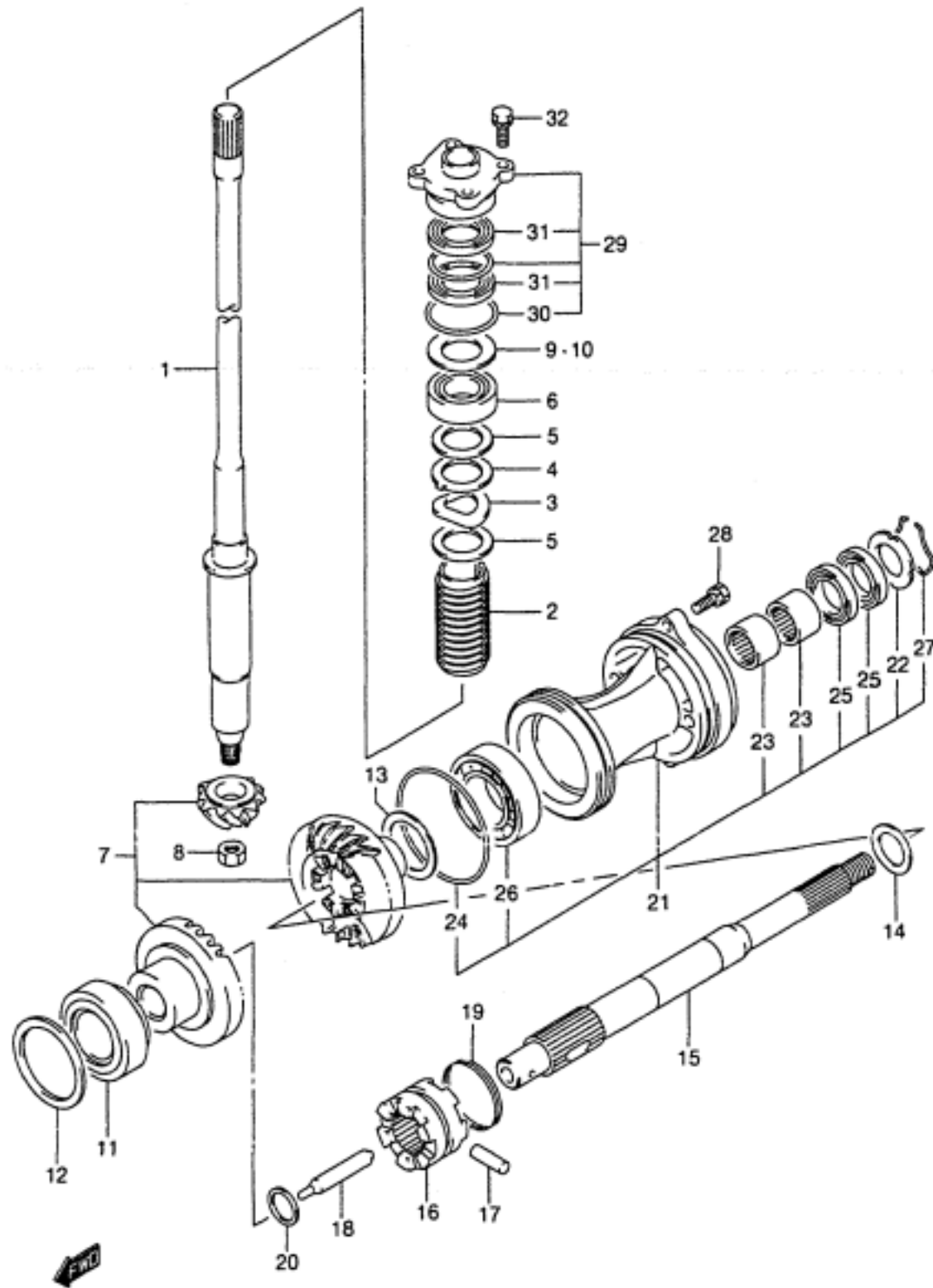
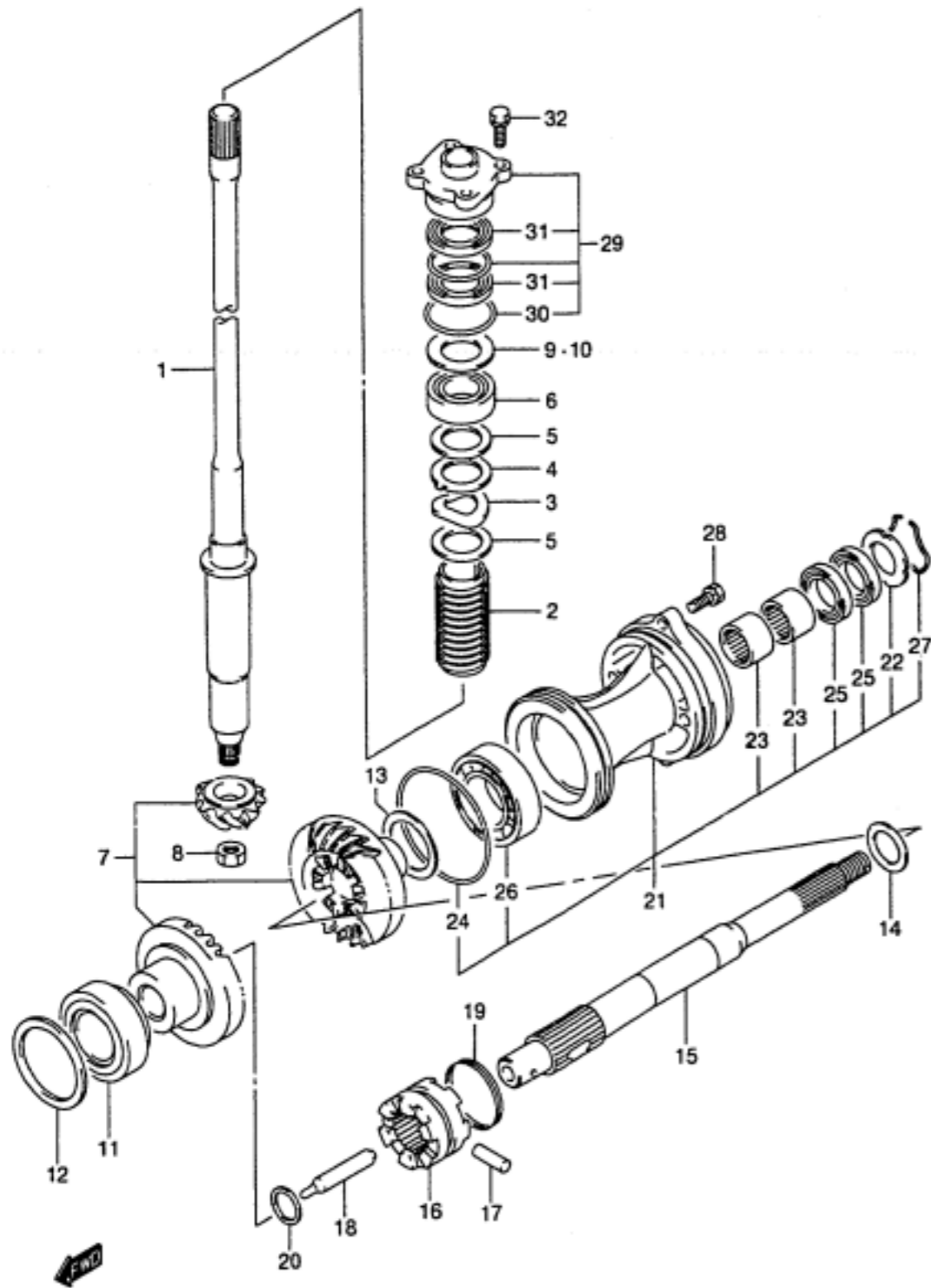


FIG.33 ( E-10)

TRANSMISSION

REF.NO.	PART NO.	DESCRIPTION	QTY	REMARKS
1-1	57110-90J00	SHAFT ASSY, DRIVE	1	TYPE:L
1-2	57110-90J10	SHAFT ASSY, DRIVE	1	TYPE:UL
2	57133-90J01	COLLAR, DRIVE SHAFT	1	
3	09164-31001	WASHER, WAVE	1	
4	09169-31001	WASHER	1	
5	09181-31001	WASHER	2	
6	09265-25040	BEARING	1	
7	57300-90800	PINION / GEAR SET	1	
8	09140-14024	NUT	1	
9	57500-87872	SHIM SET, DRIVE SHAFT	1	
10-1	09181-41003	.SHIM (T:0.60)	1	
10-2	09181-41004	.SHIM (T:0.65)	1	
10-3	09181-41005	.SHIM (T:0.70)	1	
10-4	09181-41006	.SHIM (T:0.75)	1	
10-5	09181-40190	.SHIM (T:0.80)	1	
10-6	09181-41008	.SHIM (T:0.85)	1	
10-7	09181-41009	.SHIM (T:0.90)	1	
10-8	09181-41010	.SHIM (T:0.95)	1	
10-9	09181-40195	.SHIM (T:1.00)	1	
10-10	09181-41012	.SHIM (T:1.05)	1	
10-11	09181-41013	.SHIM (T:1.10)	1	
10-12	09181-41014	.SHIM (T:1.15)	1	
11	09265-50003	BEARING	1	
12-1	09181-50020	SHIM (T:0.45)	1	
12-2	09181-50021	SHIM (T:0.50)	1	
12-3	09181-50022	SHIM (T:0.55)	1	
12-4	09181-50023	SHIM (T:0.60)	1	
12-5	09181-50024	SHIM (T:0.65)	1	
12-6	09181-50025	SHIM (T:0.70)	1	
12-7	09181-50026	SHIM (T:0.75)	1	
12-8	09181-50027	SHIM (T:0.80)	1	
12-9	09181-50028	SHIM (T:0.85)	1	
12-10	09181-50029	SHIM (T:0.90)	1	

**FIG.33**



REF.NO.	PART NO.	DESCRIPTION	QTY	REMARKS
13-1	09181-45003	SHIM (T:1.0)	1	
13-2	09181-45004	SHIM (T:1.1)	1	
13-3	09181-45005	SHIM (T:1.2)	1	
13-4	09181-45006	SHIM (T:1.3)	1	
13-5	09181-45007	SHIM (T:1.4)	1	
13-6	09181-45008	SHIM (T:1.5)	1	
13-7	09181-45009	SHIM (T:1.6)	1	
14-1	09181-28015	SHIM (T:1.5)	1	
14-2	09181-28016	SHIM (T:1.0)	1	
14-3	09181-28017	SHIM (T:1.2)	1	
14-4	09181-28018	SHIM (T:1.3)	1	
14-5	09181-28019	SHIM (T:1.4)	1	
14-6	09181-28020	SHIM (T:1.6)	1	
15	57610-90J00	SHAFT ASSY, PROPELLER	1	
16	57621-90J00	SHIFTER, CLUTCH DOG	1	
17	09202-07002	PIN	1	
18	57631-87E00	ROD, PUSH	1	
19	09440-50002	SPRING	1	
20	09181-25030	SHIM (25X32X3.0)	1	
21	56120-90J00-0EP	HOUSING, PROP SFT BRG (BLACK)	1	
22	56123-90J00	WASHER, OIL SEAL PROTECTOR	1	
23	09263-28013	BEARING	2	
24	09280-97001	O RING (D:3.5 ID:95)	1	
25	09282-28002	OIL SEAL	2	
26	09262-45013	BEARING	1	
27	09387-52001	RING	1	
28	09117-08047	BOLT (8X30)	2	
29	56130-90J00	HOUSING	1	
30	09280-46004	O RING (D:3.5 ID:45.7)	1	
31	09282-24004	OIL SEAL	2	
32	09117-08057	BOLT (8X25)	4	

FIG.34

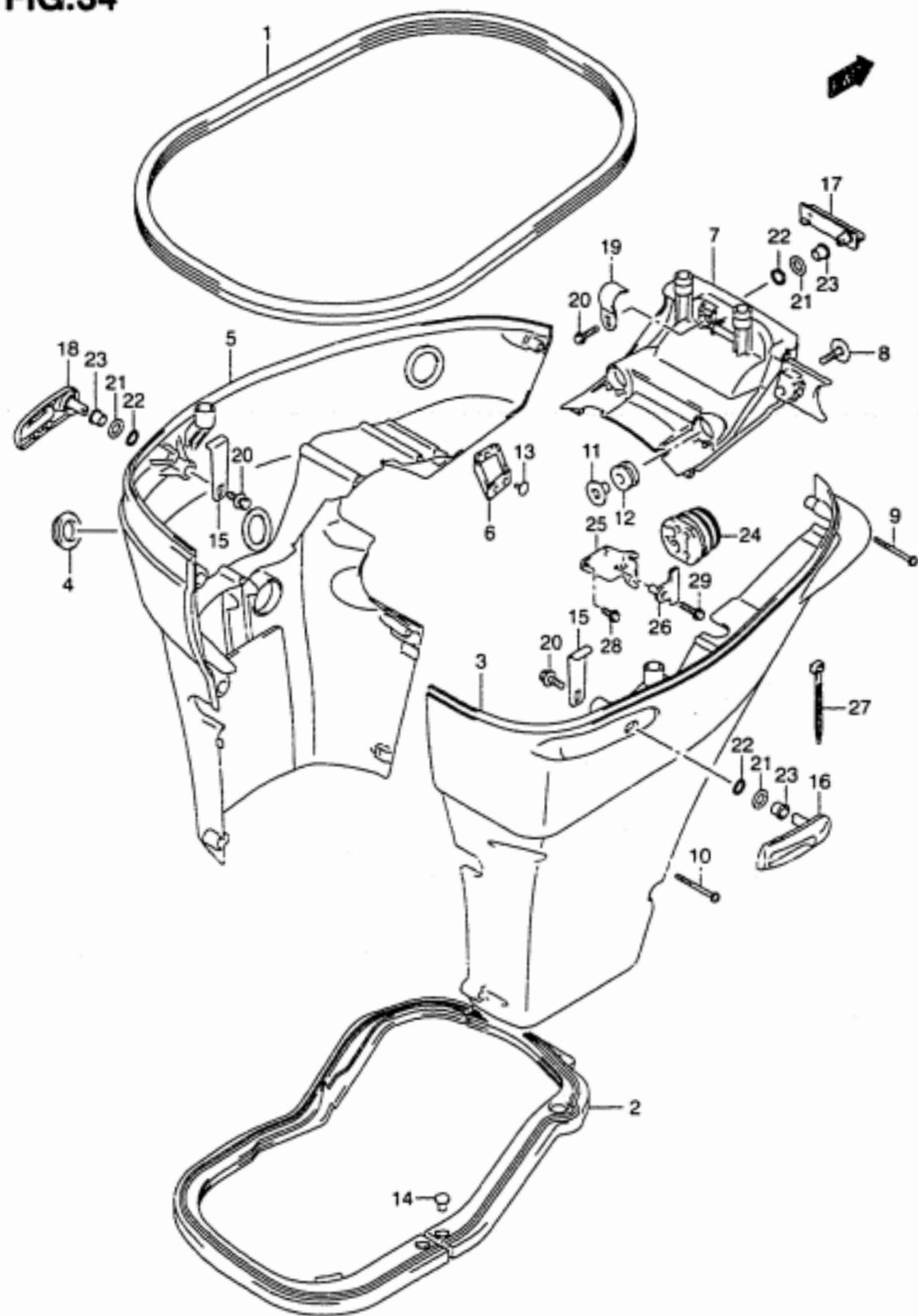


FIG.34 ( F-2)

SIDE COVER

REF.NO.	PART NO.	DESCRIPTION	QTY	REMARKS
1	61112-90J00	RUBBER, SIDE COVER	1	
2	61134-90J00	SEAL, SIDE COVER	1	
3	61810-90J00-0EP	COVER, SIDE STBD (BLACK)	1	
4	61817-89J00	PLUG, SIDE COVER	1	
5	61820-90J00-0EP	COVER, SIDE PORT (BLACK)	1	
6	61827-90J00	HOLDER, SIDE COVER	1	
7	61831-90J00-0EP	PANEL, FRONT (BLACK)	1	
8	09118-08127	BOLT (8X40)	2	
9	09136-06148	SCREW	7	
10	09136-06149	SCREW (6X55)	2	
11	09169-08039	WASHER	2	
12	09320-11013	CUSHION	2	
13	09321-08022	CUSHION	2	
14	09409-05302-5PK	PIN (BLACK)	2	
15	61631-90J00	HOOK, ENGINE COVER RR	2	
16	61633-90J00-0EP	LEVER, HOOK REAR STBD (BLACK)	1	
17	61645-90J00-0EP	LEVER, HOOK FR (BLACK)	1	
18	61634-90J00-0EP	LEVER, HOOK RR PORT (BLACK)	1	
19	61641-87D00	HOOK, ENGINE COVER FR	1	
20	09116-06127	BOLT (6X12)	3	
21	09160-13014	WASHER (13.2X25X1.0)	3	
22	09164-14008	WASHER, WAVE	3	
23	09307-13003	BUSH	3	
24	61124-90J00	GROMMET, REMOCON CABLE	1	
25	67341-90J00	HOLDER, REMOCON CABLE	1	
26	67343-90J00	STOPPER, REMOCON CABLE	1	
27	09407-25402	CLAMP	1	
28	01550-06167	BOLT	2	
29	01550-06257	BOLT	1	

FIG.35

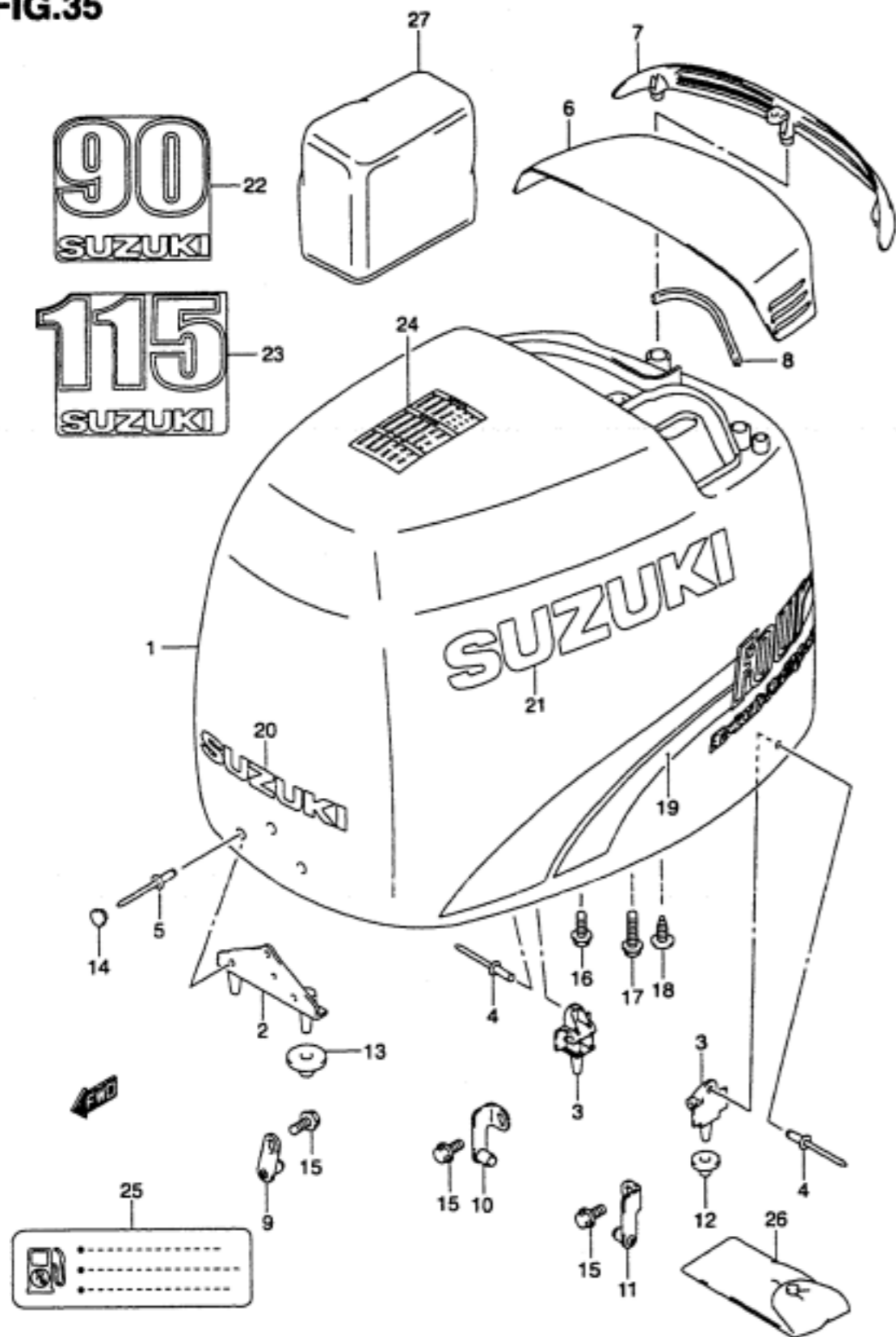


FIG.35 ( F-3)

ENGINE COVER

REF.NO.	PART NO.	DESCRIPTION	QTY	REMARKS
1	61400-90800-0EP	COVER SET, ENGINE (BLACK)	1	
2	61621-87D02	.BRACKET, FASTENER FR	1	
3	61644-90J00	.BRACKET, FASTENER RR	2	
4	09229-04028	.RIVET	4	
5	09229-04046	.RIVET	3	
6	61431-90J00-0EP	.HANDLE, TILT UP (BLACK)	1	
7	61432-90J00	.LOUVER, TILT UP HANDLE4	1	
8	61439-90J00	.SEAL, TILT UP HANDLE	1	
9	61610-90J20	.FASTENER	1	
10	61680-90J00	.FASTENER, REAR STBD	1	
11	61690-90J00	.FASTENER, REAR PORT	1	
12	09329-10022	.CUSHION	2	
13	09329-10023	.CUSHION	2	
14	09250-12013	.CAP	3	
15	01550-06127	.BOLT	3	
16	01550-06167	.BOLT	4	
17	01550-06257	.BOLT	1	
18	03542-06163	.SCREW	3	
19-1	61443-90J00	.STRIPE, ENGINE COVER STBD	1	
19-2	61453-90J00	.STRIPE, ENGINE COVER PORT	1	
20	68111-47C00-Y2D	.MARK, EMBLEM (SILVER)	1	
21	68681-19C00-Y2D	.MARK, EMBLEM SIDE (SILVER)	2	
22	61435-90J00	MARK, EMBLEM REAR	1	DF90
23	61435-90J10	MARK, EMBLEM REAR	1	DF115
24	61458-99E30	LABEL, ENGINE COVER	1	
25	69716-99E10	LABEL, FUEL LIMITATION	1	
26	09800-81810	TOOL SET	1	
27	68110-87D01	COVER, WEATHER	1	OPT. NOT FOR U.S. MARKET

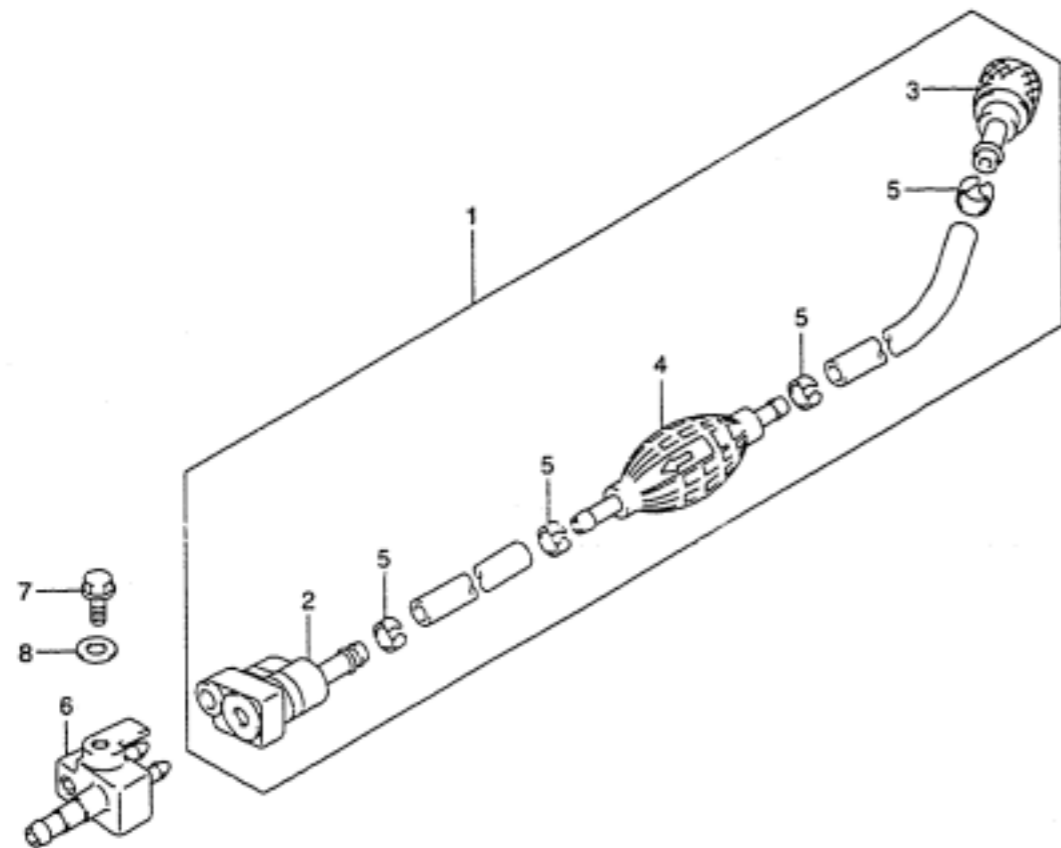


FIG.36

FIG.36 ( F-4)

FUEL HOSE

REF.NO.	PART NO.	DESCRIPTION	QTY	REMARKS
1	65700-87J10	HOSE, FUEL	1	
2	65750-87J10	.SOCKET, FUEL HOSE	1	
3	65750-95500	.SOCKET, FUEL HOSE	1	
4	65770-95504	.PUMP, SQUEEZE	1	
5	65781-98500	.CLIP	4	
6	65720-986B0	PLUG, FUEL CONNECTOR	1	
7	09103-06237	BOLT, FUEL CONNECTOR PLUG	1	
8	09160-06085	WASHER (6.5X15X1.0)	1	



**FIG.37**

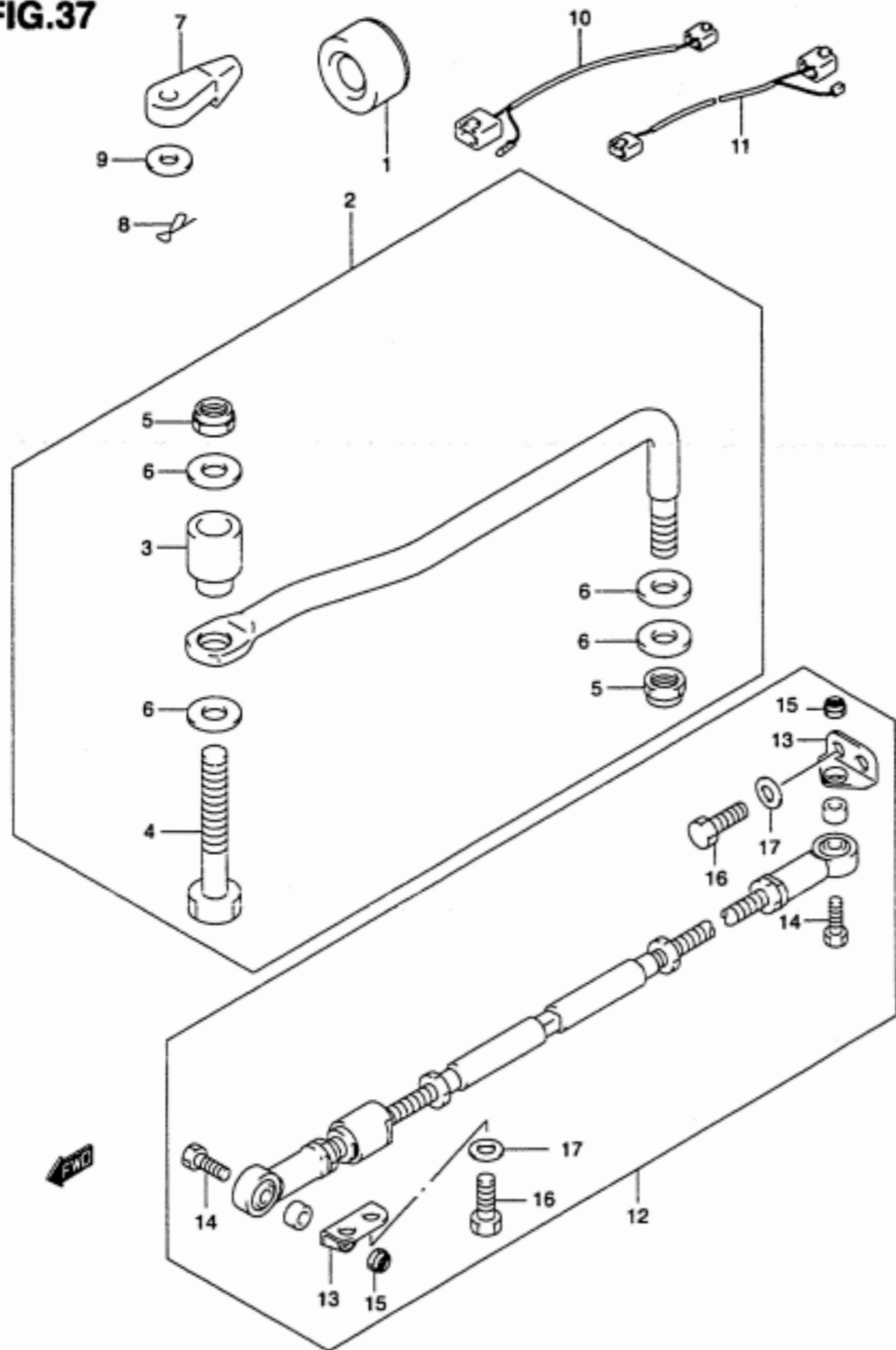


FIG.37 ( F-5)

DRAG LINK

REF.NO.	PART NO.	DESCRIPTION	QTY	REMARKS
1	41161-94400	SEAL, STEERING CABLE	1	
2	67701-90J00	LINK, DRAG	1	
3	67721-99E00	.SPACER	1	
4	67725-99E00	.BOLT, DRAG LINK	1	
5	67726-99E00	.NUT	2	
6	67728-99E00	.WASHER	4	
7	67467-89J01	CONNECTOR, REMOCON CABLE	2	
8	09385-06012	CLIP	2	
9	09160-06055	WASHER (7X12X1.0)	2	
10	34711-99E00	WIRE, ADAPTER TO MONITOR	1	
11	36661-99E00	WIRE, ADAPTER TO ENGINE	1	
12	67600-90J00	KIT, TIE ROD	1	OPT NOT FOR U.S. MARKET
13	67631-90J00	.BRACKET, TIE ROD	2	OPT
14	67725-99E10	.BOLT	2	OPT
15	67726-99E00	.NUT	2	OPT
16	09100-12081	.BOLT	4	OPT
17	09160-12066	.WASHER	4	OPT

FIG.38

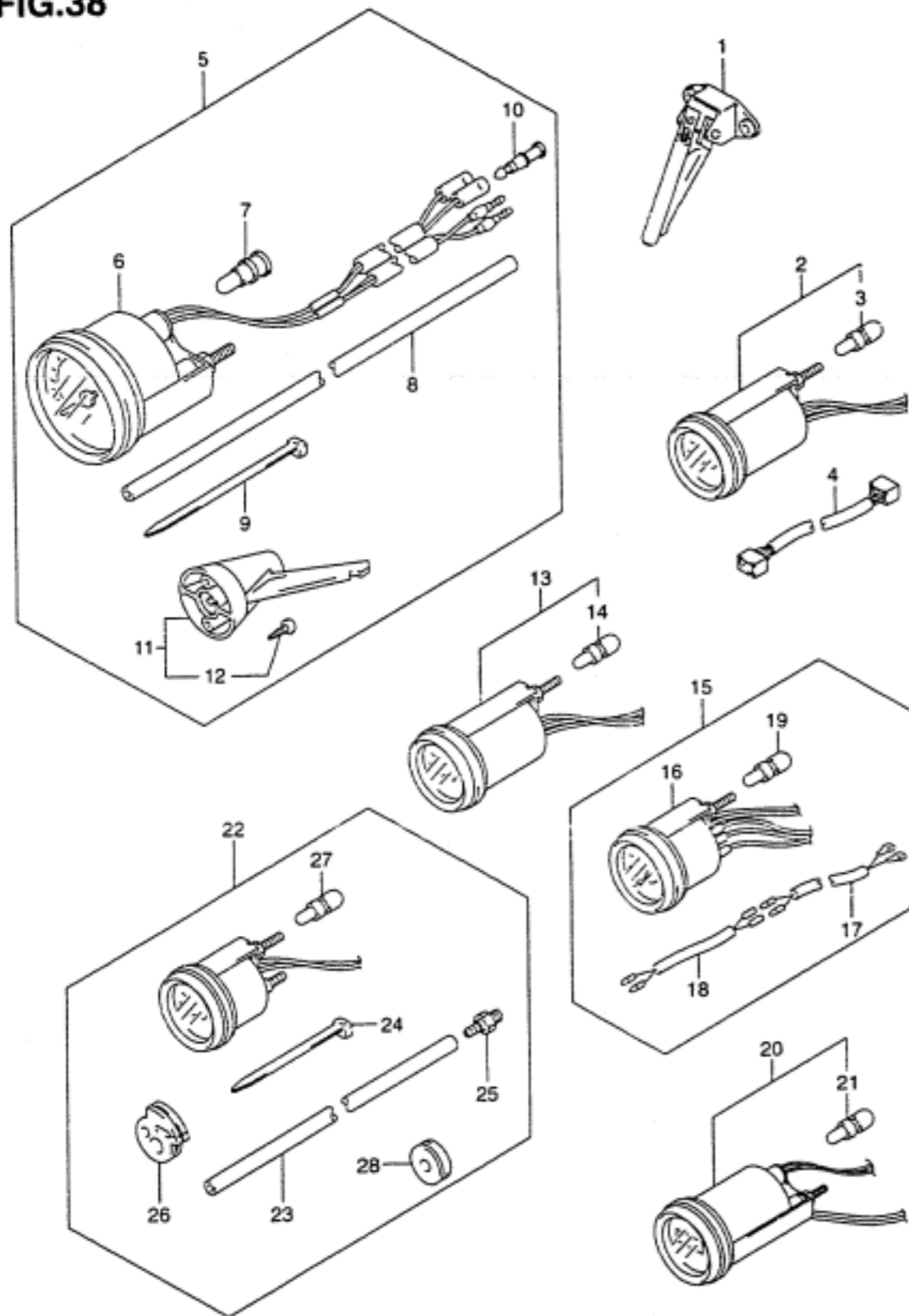


FIG.38 ( G-2)

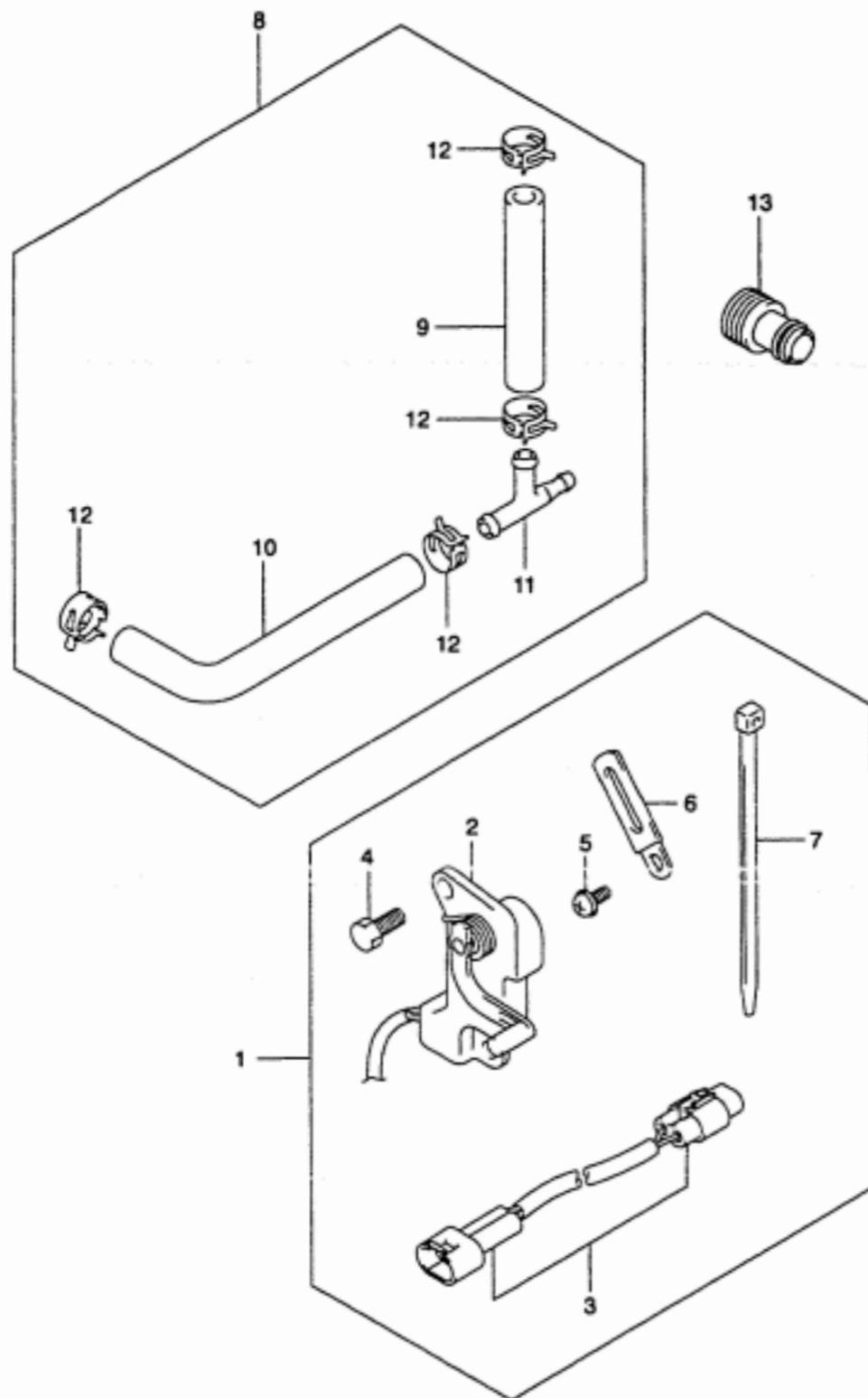
OPT.METER

REF.NO.	PART NO.	DESCRIPTION	QTY	REMARKS
1	34190-87D00	SENDER ASSY, SPEEDOMETER	1	
2	34800-90J00	METER ASSY, TRIM	1	
3	09471-12180	.BULB	1	
4	36682-90J00	WIRE, TRIM GAUGE EXT	1	
5-1	34102-92E00	SPEEDOMETER SET	1	MAX 130KM/H NOT FOR U.S. MARKET
5-2	34102-92E10	SPEEDOMETER SET	1	MAX 80KM/H NOT FOR U.S. MARKET
5-3	34102-92E20	SPEEDOMETER SET	1	MAX 45KNOTS NOT FOR U.S. MARKET
6-1	34100-92E00	.SPEEDOMETER	1	MAX 130KM/H
6-2	34100-92E10	.SPEEDOMETER	1	MAX 80KM/H
6-3	34100-92E20	.SPEEDOMETER	1	MAX 45KNOTS
7	09471-12179	.BULB	1	
8	34191-92E00	.TUBE	1	
9	09407-14407	.BAND	2	
10	36615-96300	.TERMINAL, RESIN	2	
11	34190-95500	.SENDER ASSY, SPEEDOMETER	1	NOT FOR U.S. MARKET
12	03112-06303	.SCREW	2	NOT FOR U.S. MARKET
13	34600-92E00	METER, VOLTAGE	1	
14	09471-12180	.BULB	1	
15	34300-92E00	GAUGE ASSY, FUEL	1	
16	34320-92E00	.GAUGE, FUEL	1	
17	34310-92E00	.LEAD, FUEL GAUGE	1	
18	34360-92E00	.ADAPTER, FUEL GAUGE	1	
19	09471-12180	.BULB	1	
20	34500-92E00	METER ASSY, HOUR	1	
21	09471-12180	.BULB	1	
22	34650-92E00	GAUGE ASSY, WATER PRESSURE	1	30PSI
23	34191-92E00	.TUBE	1	
24	09407-14407	.BAND	1	
25	34652-92E00	.UNION	1	
26	36658-95600	.GROMMET	1	
27	09471-12180	.BULB	1	
28	09320-08028	.GROMMET	1	

FIG.39

FIG.39 ( G-3)

OPT:TRIM SENDER



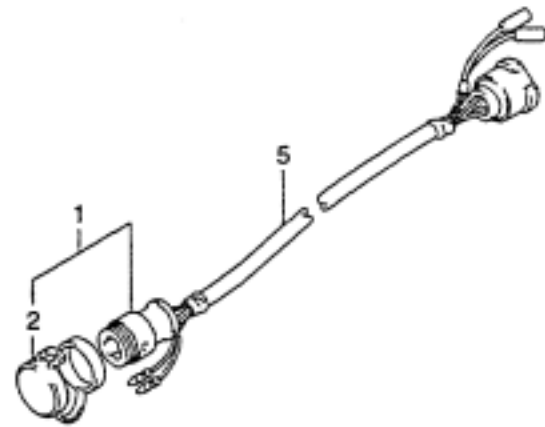
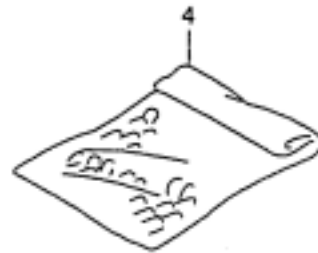
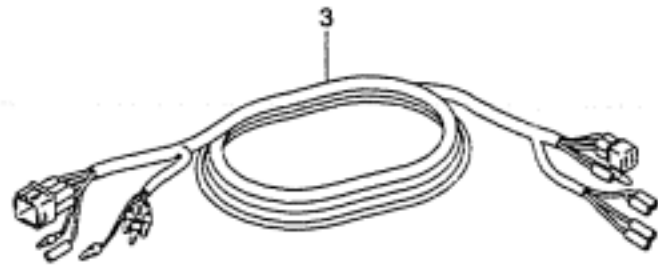
REF.NO.	PART NO.	DESCRIPTION	QTY	REMARKS
1	34804-99E00	SENDER SET, TRIM	1	
2	34801-99E01	.TRIM, SENDER	1	
3	36682-90J00	.WIRE, TRIM GAUGE EXT	1	
4	09100-06113	.BOLT (6X16)	2	
5	09125-06063	.SCREW (6X10)	1	
6	09404-06432	.CLAMP	2	
7-1	09407-14403	.CLAMP	1	
7-2	09407-14407	.CLAMP	1	
8	34660-90J00	WATER PRESS GAUGE SUB KIT	1	
9	09352-50903-600	.HOSE	1	L:600→160
10	09352-50903-600	.HOSE	1	L:600→210
11	09367-06006	.3 WAY	1	
12	09401-08411	.CLIP	4	
13	17917-99E00	CONNECTOR, FLUSH WATER	1	

FIG.40

FIG.40 ( G-4)

OPT:HARNESS

REF.NO.	PART NO.	DESCRIPTION	QTY	REMARKS
1-1	36620-87D20	HARNESS ASSY, EXTENSION (L)	1	L:5000
1-2	36620-95302	HARNESS ASSY, EXTENSION (S)	1	L:2000
2	36631-94300	.CAP	1	
3-1	36660-94400	WIRE, SENDER EXTENSION (L)	1	L:6500
3-2	36660-94480	WIRE, SENDER EXTENSION (S)	1	L:2000
4	36990-87D00	TERMINAL & SLEEVE SET	1	
5	36620-92E00	WIRE, REMOCON EXT	1	



**FIG.41**

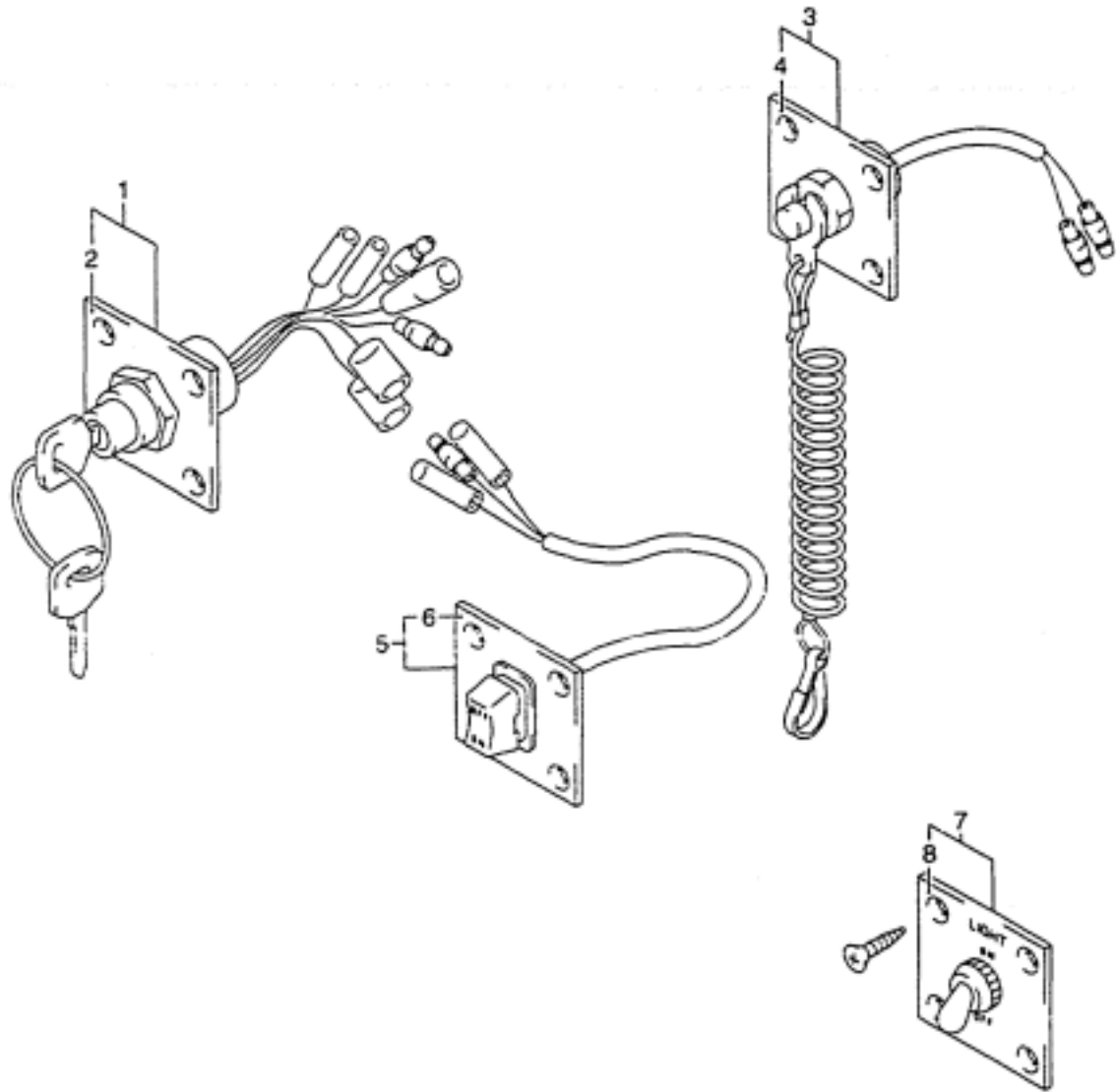


FIG.41 ( G-5)

OPT:SWITCH

REF.NO.	PART NO.	DESCRIPTION	QTY	REMARKS
1	37100-92E00	IGNITION SWITCH SET	1	
2	37139-92E00	.PANEL, IGNITION SW	1	
3	37803-92E00	EMERGENCY SWITCH SET	1	
4	37825-92E00	.PANEL, EMERGENCY SW	1	
5	37805-92E00	PTT SWITCH SET	1	
6	37855-92E00	.PANEL, PTT SW	1	
7	37210-92E00	LIGHTING SW SET	1	
8	37212-92E00	.PANEL, LIGHTING SW	1	

FIG.42

QTY

REMARKS

REF.NO.	PART NO.	DESCRIPTION	QTY	REMARKS
1	37850-87D03	SWITCH ASSY, TILT & TRIM	1	L:5000 NOT FOR U.S. MARKET
2	37860-95324	.SWITCH TRIM, UP	1	NOT FOR U.S. MARKET
3	37870-95324	.SWITCH TRIM, DN	1	NOT FOR U.S. MARKET
4	09159-14014	NUT	2	NOT FOR U.S. MARKET
5	37852-95211	PLATE, TRIM SWITCH	1	NOT FOR U.S. MARKET
6	09100-08232	BOLT (8X30)	2	NOT FOR U.S. MARKET
7	09160-08082	WASHER (8.5X16X1.2)	4	NOT FOR U.S. MARKET
8	09140-08019	NUT	2	NOT FOR U.S. MARKET
9	02142-04127	SCREW	2	NOT FOR U.S. MARKET
10	08310-00047	NUT	2	NOT FOR U.S. MARKET

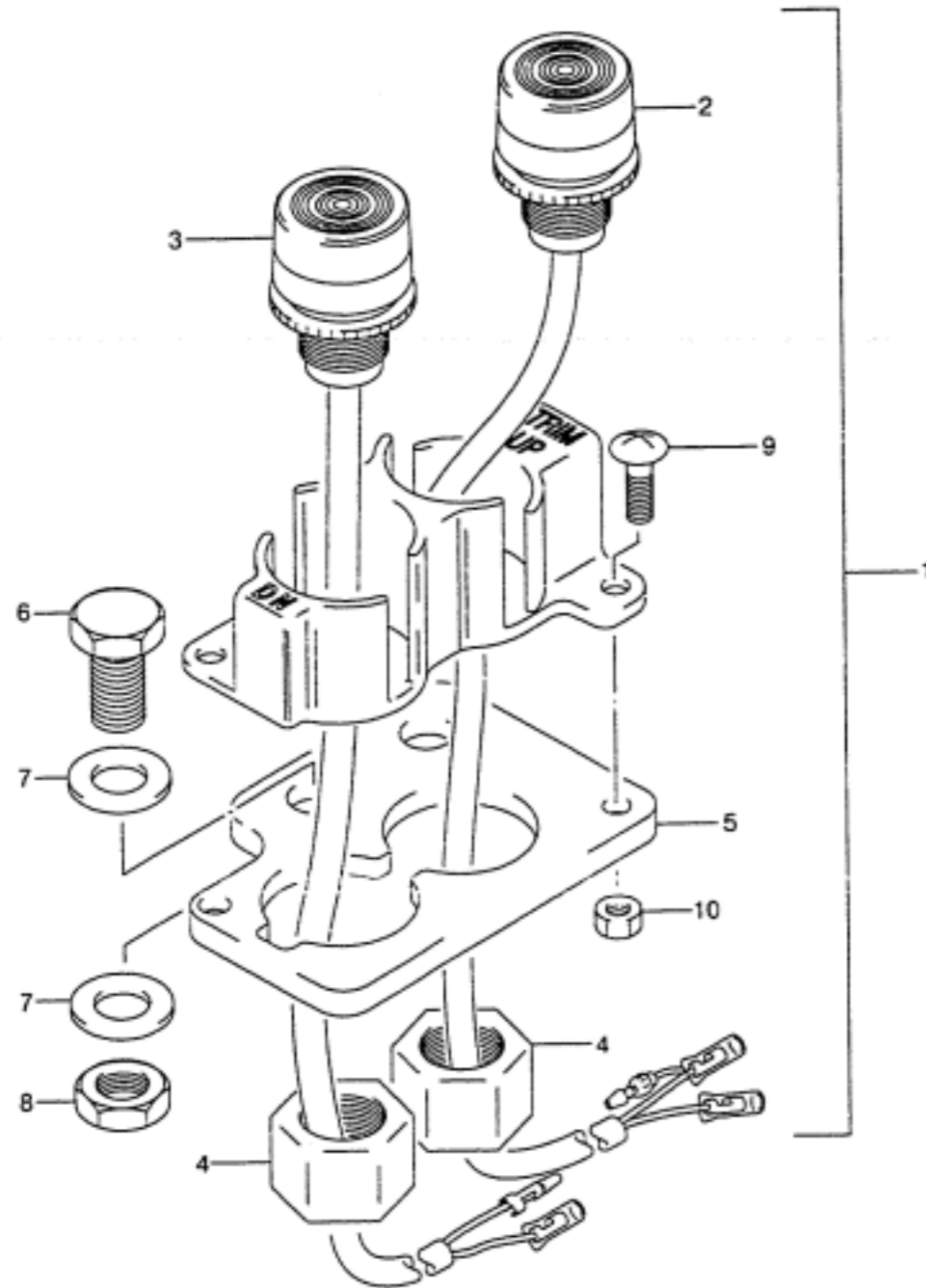
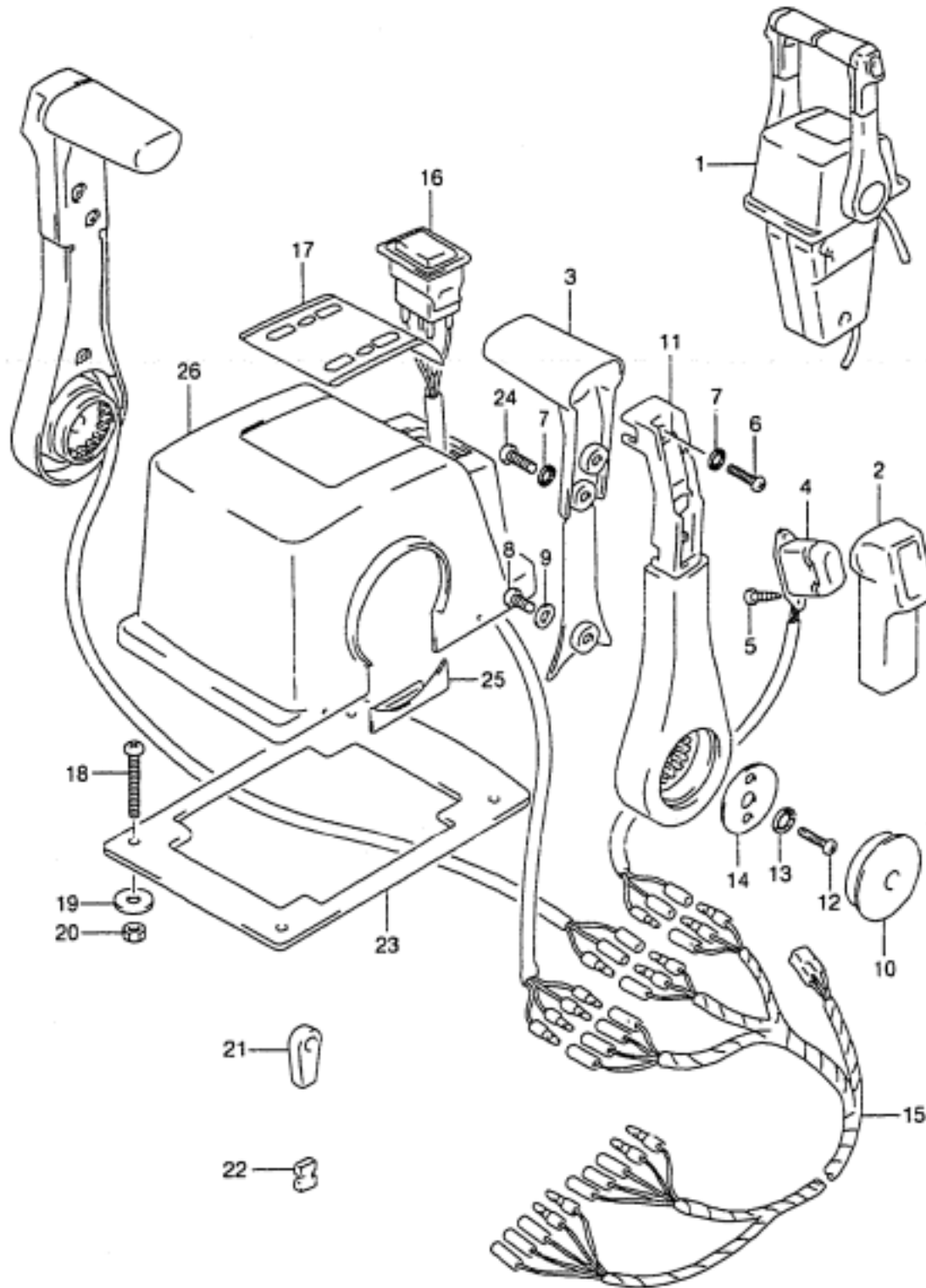


FIG.43

FIG.43 ( G-7)

OPT:TOP MOUNT DUAL (1)



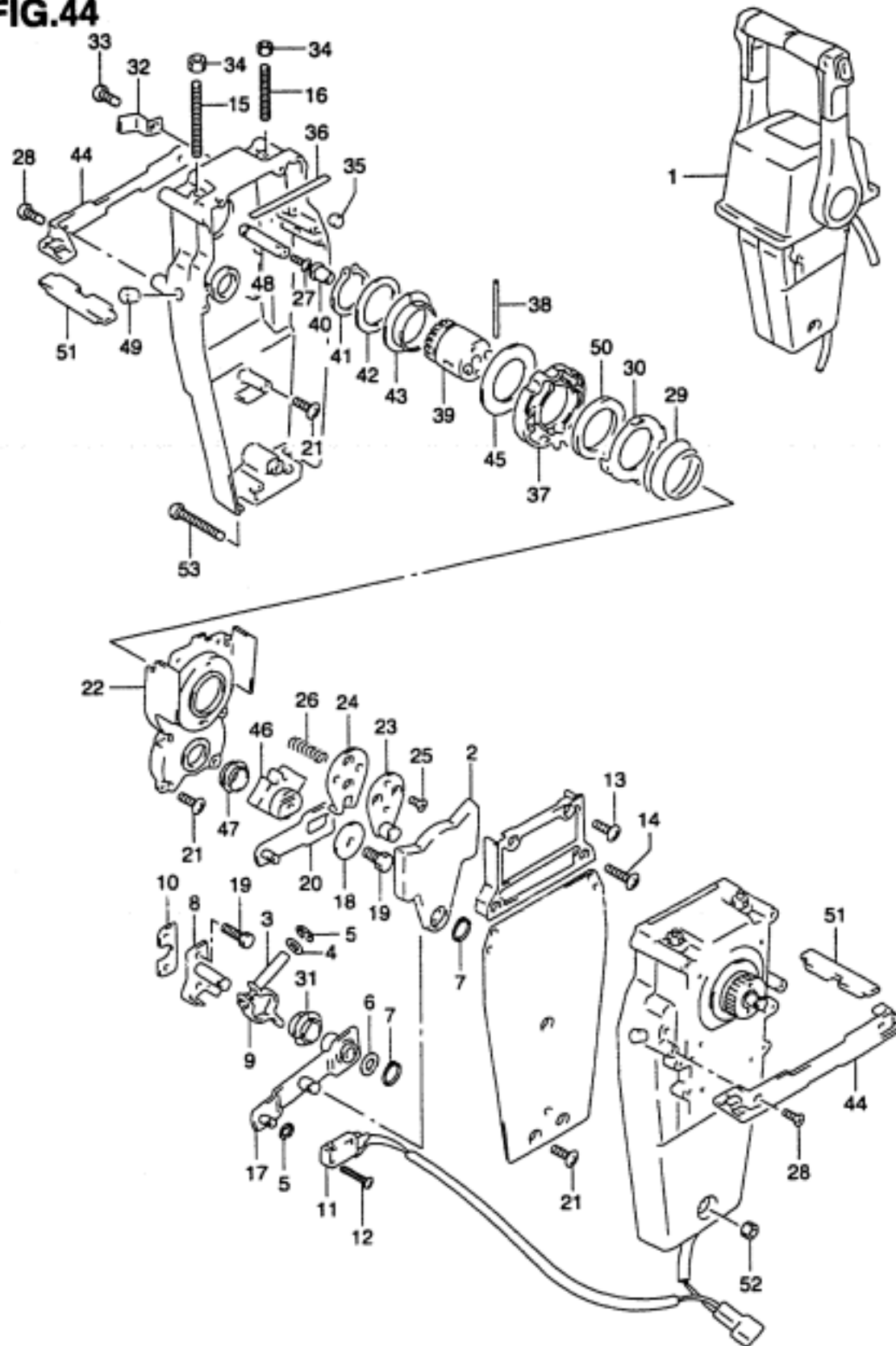
REF.NO.	PART NO.	DESCRIPTION	QTY	REMARKS
1	67200-92E12	REMOTE CONTROL ASSY	1	
2	67261-92E00	.GRIP, NO.1	2	
3	67263-92E00	.GRIP, NO.2	2	
4	37850-92E21	.SWITCH ASSY, PTT	1	
5	67295-92E10	.SCREW	4	
6	67296-88D10	.SCREW	2	
7	67288-92E20	.WASHER	6	
8	67296-92E70	.SCREW	2	
9	67288-92E40	.WASHER	2	
10	67257-92E00	.CAP, LEVER	2	
11	67251-92E00	.LEVER, HANDLE	2	
12	67296-92E60	.SCREW	4	
13	67288-92E30	.WASHER	4	
14	67253-92E00	.WASHER	2	
15	36890-92E10	.WIRE HARNESS	1	
16	37220-92E00	.SWITCH ASSY, MODE CHANGING	1	
17	67282-92E00	.DECAL	1	
18	67296-92E30	.SCREW	4	
19	09160-05024	.WASHER	4	
20	67287-92E00	.NUT	4	
21	67275-95600	.END, CABLE	4	
22	67273-95600	.SPACER	2	
23	67273-92E10	.GROMMET	1	
24	67295-92E00	.SCREW	4	
25	67271-92E00	.COVER	2	
26	67211-92E10	.COVER	1	



**FIG.44**

FIG.44 ( G-8)

OPT:TOP MOUNT DUAL (2)



REF.NO.	PART NO.	DESCRIPTION	QTY	REMARKS
1	67200-92E12	REMOTE CONTROL ASSY, TWIN	1	
2	67222-92E00	.DUAL PLATE	2	
3	67223-92E00	.BRAKE ADJUST	2	
4	67288-92E00	.WASHER	2	
5	67292-94300	.E RING	8	
6	67288-92E10	.WASHER	2	
7	67291-92E00	.SNAP RING	4	
8	67221-92E00	.SHIFT ASSY	2	
9	67224-92E00	.BRAKE ARM ASSY	2	
10	67294-92E00	.SPACER	2	
11	37721-92E10	.SWITCH ASSY, N/R	1	
12	67296-92E10	.SCREW	4	
13	67296-88D10	.SCREW	4	
14	67296-92E20	.SCREW	4	
15	67226-92E00	.BOLT, STOPPER FRONT	2	
16	67226-92E10	.BOLT, STOPPER RR	2	
17	67240-92E00	.ARM ASSY, THROTTLE	2	
18	67228-92E00	.WASHER	2	
19	67286-92E00	.BOLT	6	
20	67230-92E00	.ARM ASSY, SHIFT	2	
21	09125-05042	.SCREW	16	5X10
22	67234-92E00	.CASE, GEAR	2	
23	67245-92E00	.LEVER ASSY, THROTTLE	2	
24	67227-92E00	.STOPPER	2	
25	09126-06006	.SCREW	4	
26	67225-92E00	.SPRING	2	
27	09125-04004	.SCREW	2	
28	67296-95610	.SCREW	4	
29	67233-92E00	.SPRING	2	
30	67235-92E00	.PLATE, SHIFT LOCK	2	
31	67232-95620	.BUSH	2	
32	67269-92E00	.BRACKET	2	
33	67296-88D10	.SCREW	2	
34	09140-06020	.NUT	4	
35	67236-92E00	.ROLLER	2	
36	67237-92E01	.SPRING	12	
47	DF90/115 K1			

**FIG.44**

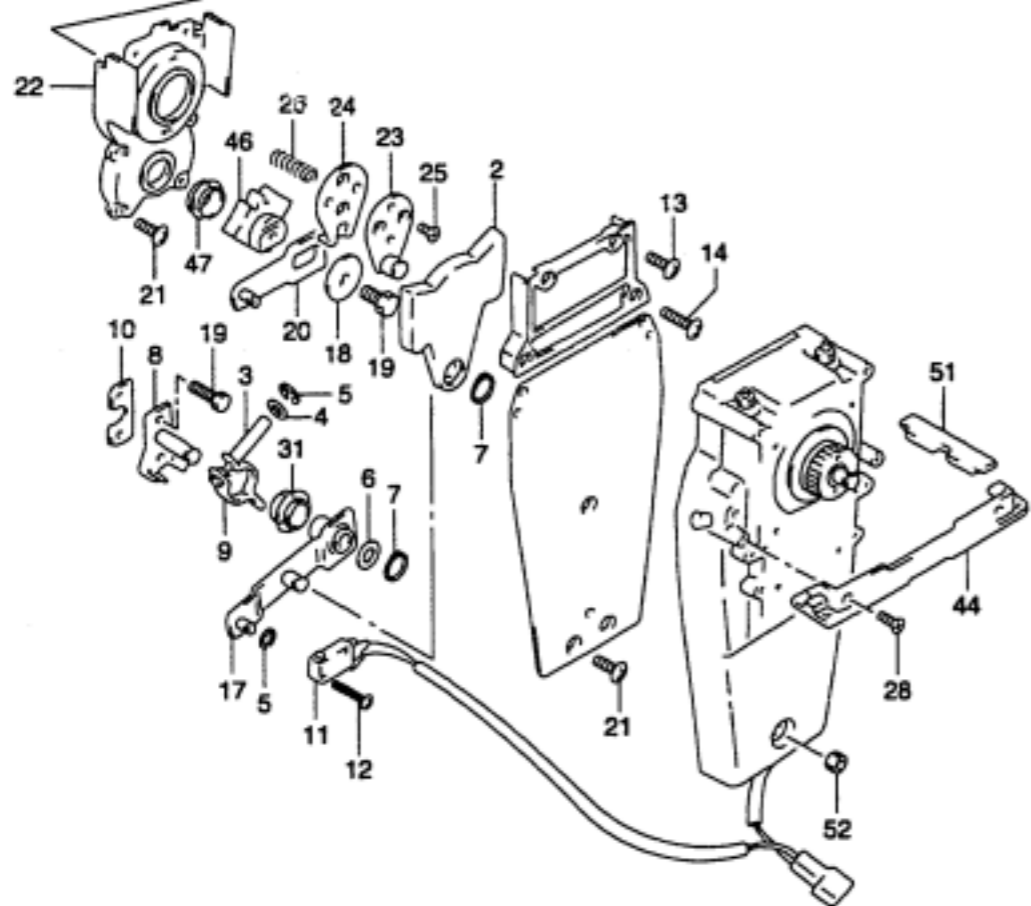
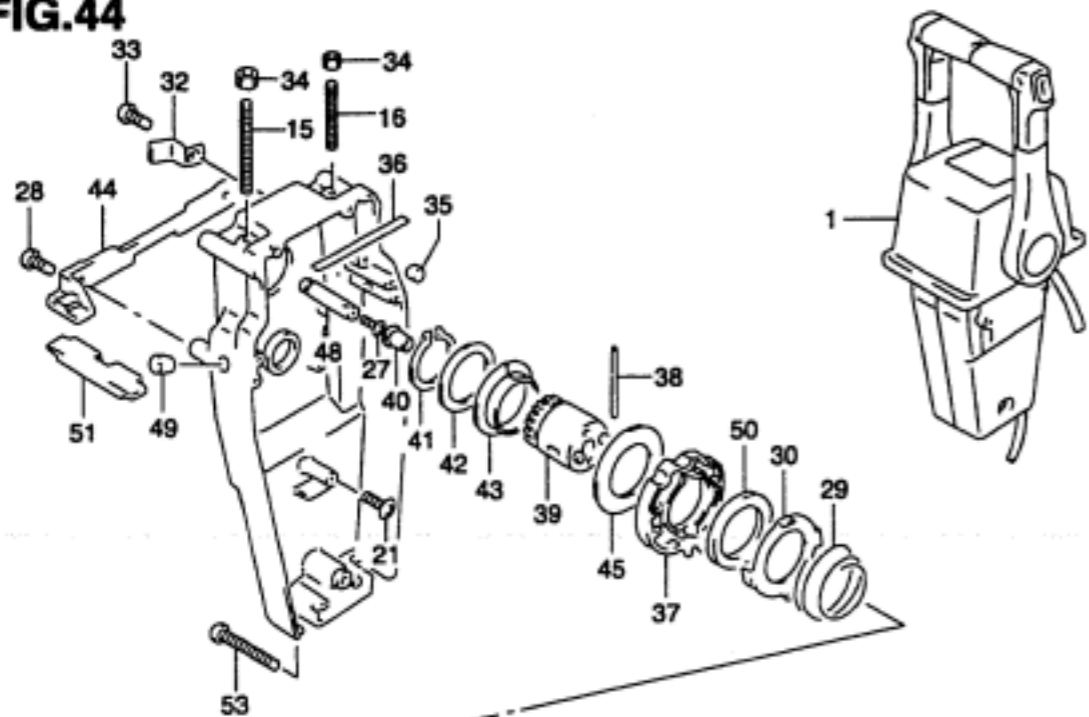


FIG.44 ( G-9)

OPT:TOP MOUNT DUAL (2)

REF.NO.	PART NO.	DESCRIPTION	QTY	REMARKS
37	67238-92E00	.GEAR, DRIVE	2	
38	67239-92E00	.PIN	2	
39	67246-92E00	.SHAFT, DRIVE	2	
40	67252-92E00	.BUSH	2	
41	67291-92E10	.SNAP RING	2	
42	67253-92E10	.WASHER	2	
43	67252-92E10	.BUSH	2	
44	67274-92E00	.FLANGE	2	
45	67253-95600	.WASHER	2	
46	67231-92E00	.GEAR, SHIFT	2	
47	67232-95600	.BUSH	2	
48	67241-92E00	.ROD, FREE ACC	2	
49	67243-92E00	.GROMMET	2	
50	67239-92E10	.PLATE, SHIFT PIN	2	
51	67272-92E10	.SEAL, FLANGE	2	
52	67287-92E10	.NUT	1	
53	67296-92E80	.SCREW	3	

**FIG.45**

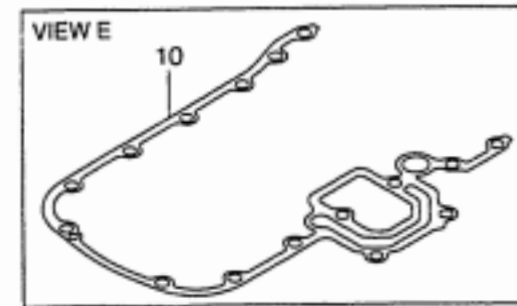
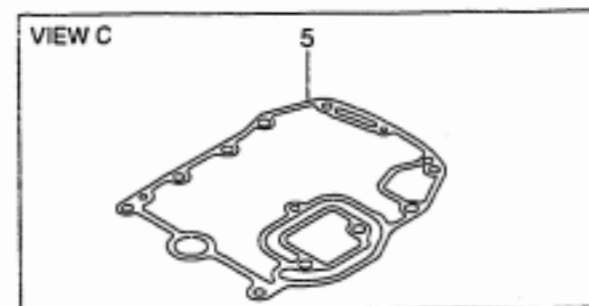
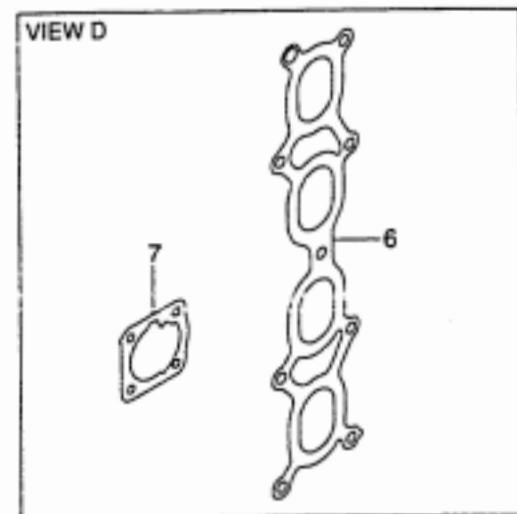
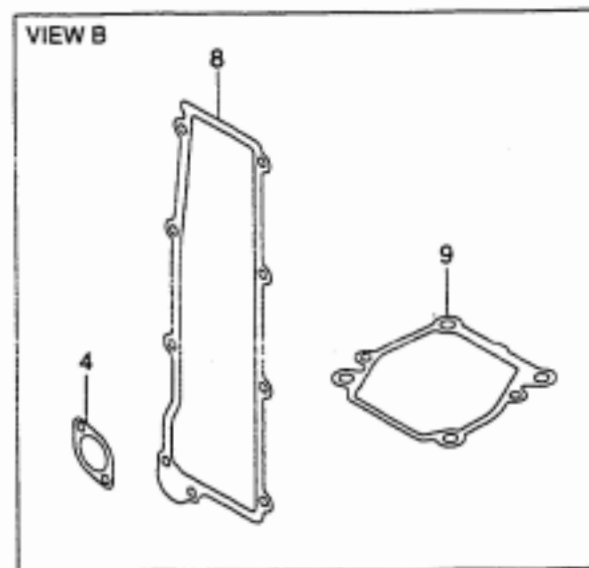
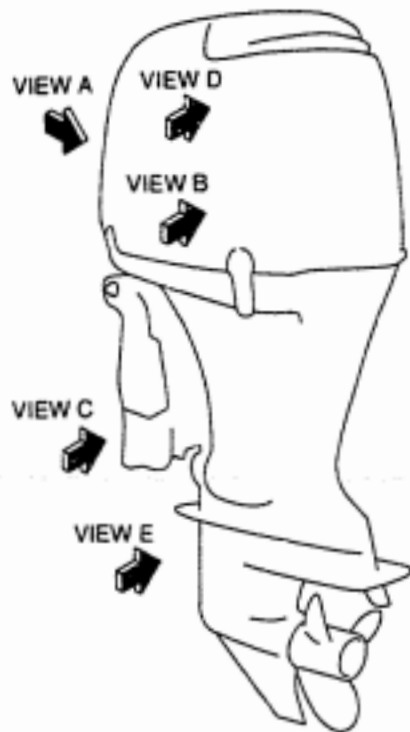
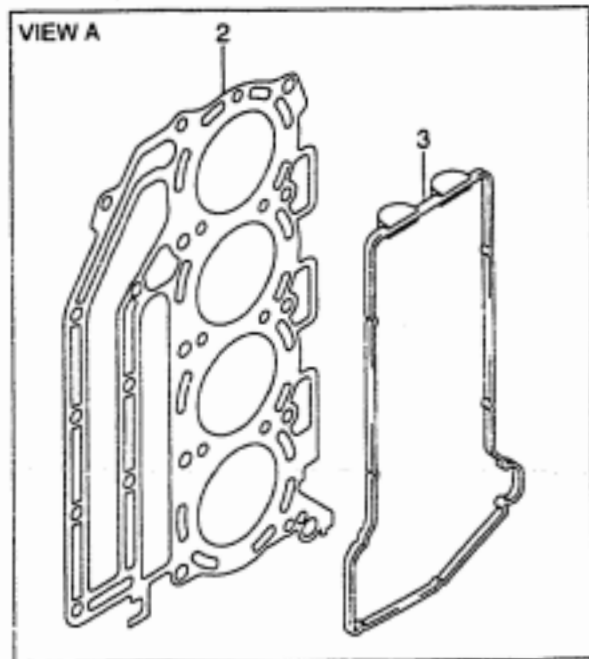


FIG.45 ( G-10)

OPT:GASKET SET

REF.NO.	PART NO.	DESCRIPTION	QTY	REMARKS
1	11400-90800	GASKET SET	1	
2	11141-90J00	.GASKET, CYL HEAD	1	
3	11189-90J00	.GASKET, CYL HEAD COVER	1	
4	11265-87E10	.GASKET, PROTECTION ANODE	2	
5	11489-90J00	.GASKET, OIL PAN	1	
6	13119-90J00	.GASKET, INTAKE MANIFOLD	1	
7	13421-90J00	.GASKET, THROTTLE BODY	1	
8	14151-90J00	.GASKET, RECTIFIER	1	
9	17472-87E10	.GASKET, PUMP CASE PANEL	1	
10	51211-90J00	.GASKET, ENGINE HOLDER	1	

FIG.46

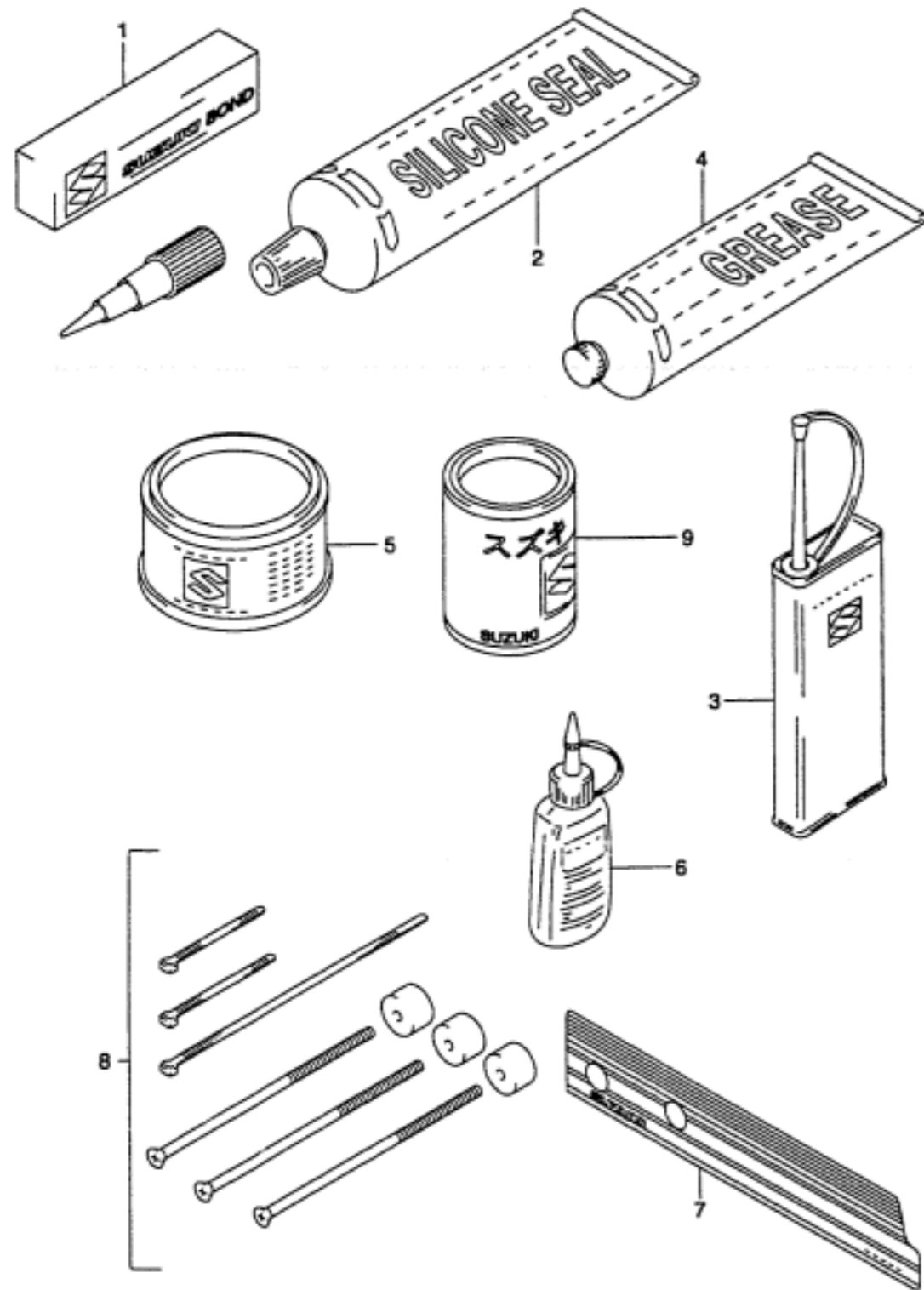


FIG.46 ( G-11)

OPTIONAL

REF.NO.	PART NO.	DESCRIPTION	QTY	REMARKS
1-1	99000-31010	LIQUID GASKET	1	FOR CRANKCASE
1-2	99000-31120	SILICONE SEALANT	1	50G, FOR GEAR CASE
2	93691-80030	SILICONE SEALANT	1	100G, FOR GEAR CASE
3	99000-32040	CEMENT, THREAD LOCK	1	200G
4	99000-25160	GREASE, WATER RESISTANT	1	250G
5	99000-25010	SUPER GREASE A	1	350G, FOR ENGINE OIL SEAL
6-1	99000-32050	THREAD LOCK CEMENT	1	50G (1342)
6-2	99000-32020	THREAD LOCK CEMENT, SUPER	1	50G (1333B)
7	67282-95610	DECAL, REMOCON BOX PORT	1	
8	67140-95600	ATTACHMENT KIT, TWIN REMOCON	1	
9	99011-90J00-03A	MANUAL, OWNER'S	1	DRAWING NOT SHOWN